

CATVISION LIMITED

(1) (a) Statement showing Shareholding Pattern as on

31/03/2015

(I)	(II)	(III)	(IV)	(V)	Total Shareholding as a percentage of total no. of shares		Shares Pledged or otherwise encumbered		
					As a percentage of (A+B) (VI)	As a percentage of (A+B+C) (VII)	No. of shares (VIII)	As a percentage (IX)=(VIII)/(IV)*100	
(A) Shareholding of promoter and promoter Group									
(1) Indian									
(a)	INDIVIDUALS/HUF	22	13,89,184	10,86,784	25.47	25.47	0	0.00	
(b)	CENTRAL GOVERNMENT/STATE GOVERNMENT	0	0	0	0.00	0.00	0	0.00	
(c)	BODIES CORPORATE	2	1,71,900	0	3.15	3.15	0	0.00	
(d)	FINANCIAL INSTITUTIONS/BANKS	0	0	0	0.00	0.00	0	0.00	
(e)	ANY OTHER (SPECIFY)	0	0	0	0.00	0.00	0	0.00	
	Sub-Total (A) (1)	24	15,61,084	10,86,784	28.62	28.62	0	0.00	
(2) Foreign									
(a)	INDIVIDUALS(NRI)/FOREIGN INDIVIDUALS	0	0	0	0.00	0.00	0	0.00	
(b)	BODIES CORPORATE	0	0	0	0.00	0.00	0	0.00	
(c)	INSTITUTIONS	0	0	0	0.00	0.00	0	0.00	
(d)	QUALIFIED FOREIGN INVESTOR	0	0	0	0.00	0.00	0	0.00	
(e)	ANY OTHER (SPECIFY)	0	0	0	0.00	0.00	0	0.00	
	Sub-Total (A) (2)	0	0	0	0.00	0.00	0	0.00	
	Total (A)	24	15,61,084	10,86,784	28.62	28.62	0	0.00	
(B) Public shareholding									
(1) Institutions									
(a)	MUTUAL FUNDS/UTI	4	15,800	200	0.29	0.29	0	0.00	
(b)	FINANCIAL INSTITUTIONS/BANKS	1	1,100	0	0.02	0.02	0	0.00	
(c)	CENTRAL GOVERNMENT/STATE GOVERNMENT	0	0	0	0.00	0.00	0	0.00	
(d)	VENTURE CAPITAL FUND	0	0	0	0.00	0.00	0	0.00	
(e)	INSURANCE COMPANIES	0	0	0	0.00	0.00	0	0.00	
(f)	FOREIGN INSTITUTIONAL INVESTORS	0	0	0	0.00	0.00	0	0.00	
(g)	FOREIGN VENTURE CAPITAL INVESTORS	0	0	0	0.00	0.00	0	0.00	
(h)	QUALIFIED FOREIGN INVESTOR	0	0	0	0.00	0.00	0	0.00	
(i)	ANY OTHER (SPECIFY) - FOREIGN FINANCIAL INSTITUTION	0	0	0	0.00	0.00	0	0.00	
	Sub-Total (B) (1)	5	16,900	200	0.31	0.31	0	0.00	
(2) Non-institutions									
(a)	BODIES CORPORATE	54	12,85,142	12,66,242	23.56	23.56	0	0.00	
(b)	i) INDIVIDUALS -HOLD UPTO 1 LAKH (NOM VALUE)	2463	9,73,236	7,23,862	17.85	17.85	0	0.00	
	ii) INDIVIDUALS -HOLD ABOVE 1 LAKH (NOM VALUE)	17	6,37,305	6,37,305	11.69	11.69	0	0.00	
(c)	ANY OTHER (SPECIFY) - CLEARING MEMBERS	5	11,039	11,039	0.20	0.20	0	0.00	
	NON-RESIDENTS	168	1,68,894	40,494	3.10	3.10	0	0.00	
	FOREIGN COMPANY	1	8,00,000	0	14.67	14.67	0	0.00	
	TRUSTS	0	0	0	0.00	0.00	0	0.00	
	Sub-Total (B) (2)	2708	38,75,616	26,78,942	71.07	71.07	0	0.00	
	Total (B)	2713	38,92,516	26,79,142	71.38	71.38	0	0.00	


Category code (I)	shareholder (II)	of share-holders (III)	of Shares (IV)	shares held in dematerialized form (V)	as a percentage of total no. of shares		or otherwise encumbered	
					As a percentage of (A+B) (VI)	As a percentage of (A+B+C) (VII)	No. of shares (VIII)	As a percentage (IX)=(VIII)/(IV)*100
	Total (A+B)	2737	54,53,600	37,65,926	100.00	100.00	0	0.00
(C)	Shares held by Custodians and against which							
	Depository Receipts have been issued							
	SHARES HELD BY CUSTODIANS	0	0	0	0.00	0.00	0	0.00
	Sub-Total (C)	0	0	0	0.00	0.00	0	0.00
	Total (C)	0	0	0	0.00	0.00	0	0.00
	Grand-Total (A+B+C)	2737	54,53,600	37,65,926	100.00	100.00	0	0.00



Introductory sub-table (f)(a)


Name of the Company: CATVISION PRODUCTS LTD			
Scrip Code, Name of the scrip, class of security:			
Quarter ended: 31/03/2015			
Partly paid-up shares:-	No. of partly paid-up shares	As a % of total no. of partly paid-up shares	As a % of total no. of shares of the company
Held by promoter/promoter group	0	0	0
Held by public	0	0	0
Total - D	0	0	0
Outstanding convertible securities:-	No. of outstanding securities	As a % of total no. of outstanding convertible securities	As a % of total no. of shares of the company, assuming full conversion of the convertible securities
Held by promoter/promoter group	0	0	0
Held by public	0	0	0
Total - E	0	0	0
Warrants:-	No. of warrants	As a % of total no. of warrants	As a % of total no. of shares of the company, assuming full conversion of warrants
Held by promoter/promoter group	0	0	0
Held by public	0	0	0
Total - F	0	0	0
Total paid-up capital of the company, assuming full conversion of warrants and convertible securities (Grand Total (A+B+C)+ D+E+F)		5453600	0

Total (A+B+C)	5453600
----------------------	----------------



CATVISION LIMITED
 "Promoter and Promoter Group" as on 31/03/2015


Sr. No.	Folio / DPID/CID	Name of the shareholder	Details of Shares held			Encumbered shares ^(*)			Details of warrants		Details of convertible securities		Total shares (including shares amounting to conversion of warrants and convertible securities) as a % of dated share capital
			Number of shares held	As a % of grand total (A+B+H+C)	Number	As a percentage (D+E)/F	As a % of grand total (A+B+H+C) of sub-clauses (D+E)	No. of warrants held	As a % of total no. of warrants of the same class	No. of convertible securities held	As a % of total no. of convertible securities of the same class		
1	0001781	A CHELLAPPA	100	0.03	0	0.00	0.00	0	0.00	0	0.00		
2	IN301312266187	A THIANGAMMAL	1,530	0.03	0	0.00	0.03	0	0.00	0	0.00		
3	0001782	A THIANGAMMAL	400	0.01	0	0.00	0.03	0	0.00	0	0.00		
4	0000006	A SRIWASANI											
5	IN3012561113829	ANTHA KEJARE	50	0.00	0	0.00	0.00	0	0.00	0	0.00		
6	0003935	ATM PAKASH EXPORTS	1,700	0.03	0	0.00	0.03	0	0.00	0	0.00		
7	IN3013122661814	CATVISION WIRELESS CABLE PVT LTD	26,700	0.49	0	0.00	0.00	0	0.00	0	0.00		
8	IN3013122661811	CHELLAPPA A	7,086	0.13	0	0.00	0.00	0	0.00	0	0.00		
9	IN3011870390313	CHELLAPPA A	20	0.00	0	0.00	0.00	0	0.00	0	0.00		
10	IN3011870390313	HINA ABBAS	15,000	0.28	0	0.00	0.00	0	0.00	0	0.00		
11	IN3011870390313	HUSSAIN ZADI	3,000	0.06	0	0.00	0.00	0	0.00	0	0.00		
12	IN3011870390313	M DAMODARAN	18,088	0.30	0	0.00	0.00	0	0.00	0	0.00		
13	IN3014320134079	S JAMSHED ABBAS	15,000	0.28	0	0.00	0.00	0	0.00	0	0.00		
14	0000044	SANJAY SHARMA	42,780	0.78	0	0.00	0.00	0	0.00	0	0.00		
15	0000008	SANJAY SHARMA	1,45,200	2.66	0	0.00	0.00	0	0.00	0	0.00		
16	0000016	SANJAY SHARMA	400	0.01	0	0.00	0.00	0	0.00	0	0.00		
17	IN3012561113829	SANJAY SHARMA	1,690	0.03	0	0.00	0.00	0	0.00	0	0.00		
18	IN3012561113829	SANJAY SHARMA	22,250	0.41	0	0.00	0.00	0	0.00	0	0.00		
19	IN3011870390313	SANJAY SHARMA	5,68,325	10.42	0	0.00	0.00	0	0.00	0	0.00		
20	0000020	SANJAY SHARMA	27,400	0.50	0	0.00	0.00	0	0.00	0	0.00		
21	0000005	SANJAY SHARMA	50	0.00	0	0.00	0.00	0	0.00	0	0.00		
22	IN3012561113829	SANJAY SHARMA	50	0.00	0	0.00	0.00	0	0.00	0	0.00		
23	IN3011870390313	SANJAY SHARMA	27,985	0.51	0	0.00	0.00	0	0.00	0	0.00		
24	0000010	SANJAY SHARMA	6,07,700	11.14	0	0.00	0.00	0	0.00	0	0.00		
		Grand Total	15,61,084	28.62	0	0.00	0.00	0.00	0.00	0	0.00	0.00	



CATVISION LIMITED

(1) (c)(i) Statement showing holding of securities (including shares, warrants, convertible securities) of persons belonging to the category "Public" and holding more than 1% of the total number of shares as on 31/03/2015


Sl. No.	Folio# / DPID, CLID	Name of the shareholder	Number of shares	Shares as a percentage of total number of shares (i.e. Grand total (A+B+C)) in para (d) above	Details of warrants			Details of convertible securities		Total shares (including shares assuming full conversion of warrants and convertible securities) as a % of diluted share capital
					No. of Warrants held	As a % of total no. of warrants of the same class	No. of convertible securities held	As a % of total no. of convertible securities of the same class		
1	0005949	GLOBAL IMPEX LTD	8,00,000	14.67						
2	IN300966/10548848	VIZWISE COMMERCE PRIVATE LIMITED	6,96,737	12.78						
3	IN301629/10000089	SUDHA COMMERCIAL COMPANY LIMITED	2,09,399	3.84						
4	IN301549/15301471	KULJIBR SINGH	84,542	1.55						
5	12016402/00010701	DEEPIKINDER SINGH POONIAN	73,541	1.35						
6	12020600/00762771	SPG FINVEST PVT LTD	66,971	1.23						
7	12018800/00001155	DHEERAJ KUMAR LOHIA	65,690	1.20						
8	IN302365/10000130	SHRI PARASRAM HOLDINGS PVT.LTD.	65,322	1.20						
9	IN300020/30048021	VIRENDER PAL MEHTA	62,323	1.14						
10	IN301151/26630649	SATISH MEHTA	59,147	1.08						
Grand-Total			21,83,672	40.04						



CATVISION LIMITED

(1) (c)(ii) Statement showing holding of securities (including shares, warrants, convertible securities) of persons (together with PAC) belonging to the category "Public" and holding more than 5% of the total number of shares as on 31/03/2015


Sr. No.	Folio# / DPID, CLID	Name of the shareholder	Number of shares	Shares as a percentage of total number of shares (i.e Grand total (A+B+C)) in para(D)(a) above	Details of warrants		Details of convertible securities		Total shares (including shares assuming full conversion of warrants and convertible securities) as a % of diluted share capital
					No. of Warrants held	As a % of total no. of warrants of the same class	No. of convertible securities held	As a % of total no. of convertible securities of the same class	
1	0005949	GLOBAL IMPEX LTD	8,00,000	14.67					
2	IN300966/10548848	VIZWISE COMMERCE PRIVATE LIMITED	6,96,737	12.78					
Grand-Total			14,96,737	27.45					



CATVISION LIMITED

(1) (d) Statement showing details of lock-in shares as on 31/03/2015

Sr. No.	Folio# / DPID,CLID	Name of the shareholder	Category of Shareholders (promoters/ Public)	Number of shares	Shares as a percentage of total number of shares (i.e Grand total (A+B+C)) in para(I)(a) above
		NIL		NIL	NIL
Grand-Total				NIL	NIL



CATVISION LIMITED

Shareholding Pattern as on 31/03/2015

(II) (a) Statement showing details of Depository Receipts (DRs)

Sr No.	Type of Outstanding DR (ADRs, GDRs,SDRs,etc.	Number of Outstanding DRs	Number of shares underlying outstanding DRs	Shares underlying outstanding DRs as a percentage of total number of shares {i.e. Grand Total (A)+(B) +(C) indicated in the statement at para (1) (a) above }
			NIL	
	TOTAL			

(II) (b) Statement showing Holding of Depository Receipts (DRs), where underlying shares are in excess of 1% of the total number of shares

Sr No.	Name of the DR Holder	Type of Outstanding DR (ADRs, GDRs,SDRs,etc.	Number of shares underlying outstanding DRs	Shares underlying outstanding DRs as a percentage of total number of shares {i.e. Grand Total (A)+(B) +(C) indicated in the statement at para (1) (a) above }
			NIL	
	TOTAL			

