

Introductory sub-table (I)(a)

Name of the Company: CATVISION PRODUCTS LTD			
Scrip Code, Name of the scrip, class of security:			
Quarter ended: 31/12/2014			
Partly paid-up shares:-			
	No. of partly paid-up shares	As a % of total no. of partly paid-up shares	As a % of total no. of shares of the company
Held by promoter/promoter group	0	0	0
Held by public	0	0	0
Total - D	0	0	0
Outstanding convertible securities:-			
	No. of outstanding securities	As a % of total no. of outstanding convertible securities	As a % of total no. of shares of the company, assuming full conversion of the convertible securities
Held by promoter/promoter group	0	0	0
Held by public	0	0	0
Total - E	0	0	0
Warrants:-			
	No. of warrants	As a % of total no. of warrants	As a % of total no. of shares of the company, assuming full conversion of warrants
Held by promoter/promoter group	0	0	0
Held by public	0	0	0
Total - F	0	0	0
Total paid-up capital of the company, assuming full conversion of warrants and convertible securities (Grand Total (A+B+C)+ D+E+F)			
		5453600	0

Total (A+B+C)	5453600
----------------------	---------




**Annexure II
CATVISION LIMITED**


(1) (a) Statement showing Shareholding Pattern as on

31/12/2014

Category code (I)	Category of shareholder (II)	Number of shareholders (III)	Total Number of Shares (IV)	Number of shares held in dematerialized form (V)	Total Shareholding as a percentage of total no. of shares		Shares Pledged or otherwise encumbered	
					As a percentage of (A+B) (VI)	As a percentage of (A+B+C) (VII)	No. of shares (VIII)	As a percentage (IX)=(VIII)/(IV)*100
(A) Shareholding of promoter and promoter Group								
(1) Indian								
(a)	INDIVIDUALS/HUF	23	13,90,384	10,86,784	25.49	25.49	0	0.00
(b)	CENTRAL GOVERNMENT/STATE GOVERNMENT	0	0	0	0.00	0.00	0	0.00
(c)	BODIES CORPORATE	2	1,71,900	0	3.16	3.16	0	0.00
(d)	FINANCIAL INSTITUTIONS/BANKS	0	0	0	0.00	0.00	0	0.00
(e)	ANY OTHER (SPECIFY)	0	0	0	0.00	0.00	0	0.00
	Sub-Total (A) (1)	25	15,62,284	10,86,784	28.65	28.65	0	0.00
(2) Foreign								
(a)	INDIVIDUALS(NRI)/FOREIGN INDIVIDUALS	0	0	0	0.00	0.00	0	0.00
(b)	BODIES CORPORATE	0	0	0	0.00	0.00	0	0.00
(c)	INSTITUTIONS	0	0	0	0.00	0.00	0	0.00
(d)	QUALIFIED FOREIGN INVESTOR	0	0	0	0.00	0.00	0	0.00
(e)	ANY OTHER (SPECIFY)	0	0	0	0.00	0.00	0	0.00
	Sub-Total (A) (2)	0	0	0	0.00	0.00	0	0.00
	Total (A)	25	15,62,284	10,86,784	28.65	28.65	0	0.00
(B) Public shareholding								
(1) Institutions								
(a)	MUTUAL FUNDS/UTI	4	15,800	200	0.29	0.29	0	0.00
(b)	FINANCIAL INSTITUTIONS/BANKS	1	1,100	0	0.02	0.02	0	0.00
(c)	CENTRAL GOVERNMENT/STATE GOVERNMENT	0	0	0	0.00	0.00	0	0.00
(d)	VENTURE CAPITAL FUND	0	0	0	0.00	0.00	0	0.00
(e)	INSURANCE COMPANIES	0	0	0	0.00	0.00	0	0.00
(f)	FOREIGN INSTITUTIONAL INVESTORS	0	0	0	0.00	0.00	0	0.00
(g)	FOREIGN VENTURE CAPITAL INVESTORS	0	0	0	0.00	0.00	0	0.00
(h)	QUALIFIED FOREIGN INVESTOR	0	0	0	0.00	0.00	0	0.00
	Sub-Total (B) (1)	5	16,900	200	0.31	0.31	0	0.00
(2) Non-institutions								
(a)	BODIES CORPORATE	53	12,81,372	12,62,472	23.50	23.50	0	0.00
(b)	i) INDIVIDUALS -HOLD UPTO 1 LAKH (NOM VALUE)	2467	9,76,110	7,27,736	17.90	17.90	0	0.00
	ii) INDIVIDUALS -HOLD ABOVE 1 LAKH (NOM VALUE)	17	6,37,305	6,37,305	11.68	11.68	0	0.00
(c)	ANY OTHER (SPECIFY)- CLEARING MEMBERS	4	11,735	11,735	0.22	0.22	0	0.00
	NON-RESIDENTS	167	1,67,894	39,494	3.07	3.07	0	0.00
	FOREIGN COMPANY	1	8,00,000	0	14.67	14.67	0	0.00
	TRUSTS	0	0	0	0.00	0.00	0	0.00
	Sub-Total (B) (2)	2709	38,74,416	26,78,742	71.04	71.04	0	0.00
	Total (B)	2714	38,91,316	26,78,942	71.65	71.65	0	0.00
	Total (A+B)	2739	54,53,600	37,65,726	100.00	100.00	0	0.00




Category code	Category of shareholder	Number of shareholders	Total Number of Shares	Number of shares held in dematerialized form	Total Shareholding as a percentage of total no. of shares		Shares Pledged or otherwise encumbered	
					As a percentage of (A+B) (VI)	As a percentage of (A+B+C) (VII)	No. of shares (VIII)	As a percentage (IX)=(VIII)/(IV)*100
(I)	(II)	(III)	(IV)	(V)	(VI)	(VII)	(VIII)	(IX)
(C)	Shares held by Custodians and against which							
	Depository Receipts have been issued							
	SHARES HELD BY CUSTODIANS	0	0	0	0.00	0.00	0	0.00
	Sub-Total (C)	0	0	0	0.00	0.00	0	0.00
	Total (C)	0	0	0	0.00	0.00	0	0.00
	Grand-Total (A+B+C)	2739	54,53,600	37,65,726	100.00	100.00	0	0.00



Annexure II
CATVISION LIMITED
 Statement showing holding of securities (including shares, warrants, convertible securities) of persons belonging to the category
 "Promoter and Promoter Group" as on 31/12/2014


Sr. No.	Folio / DPID/CLID	Name of the shareholder	Details of Shares held		Encumbered shares(*)			Details of warrants		Details of convertible securities		Total shares (including conversion of warrants and convertible securities) as a % of diluted share capital
			Number of shares held	As a % of grand total (A)+(B)+(C)	Number	As a percentage V=(V1)/(H)*100	As a % of grand total (A)+(B)+(C) of sub-stances (i) (ii)	No. of Warrants held	As a % of total no. of warrants of the same class	No. of convertible securities held	As a % of total no. of convertible securities of the same class	
1	0001781	A CHELLAPPA	100	0.00	0	0.00	0.00					
2	IN3011320661857	A THANGAMMAL	1,550	0.03	0	0.00	0.00					
3	9231782	A THANGAMMAL	400	0.01	0	0.00	0.00					
4	6900036	A SRINIVASAN	50	0.00	0	0.00	0.00					
5	IN3001261111329	ANITA KHARE	1,700	0.03	0	0.00	0.00					
6	9238925	ATAM PARKASH KJURANA	26,700	0.49	0	0.00	0.00					
7	IN30113129661844	CATVISION WIRELESS CABLE PVT LTD	7,096	0.13	0	0.00	0.00					
8	IN30113129661844	CHELLAPPA A	20	0.00	0	0.00	0.00					
9	IN30113129661844	CHELLAPPA A	15,320	0.28	0	0.00	0.00					
10	IN30113129661844	CHERYL DAMODARAN	3,900	0.06	0	0.00	0.00					
11	IN30113129661844	HINA ABBAS	38,088	0.70	0	0.00	0.00					
12	IN30113129661844	RUSSAIN ZAIDI	15,000	0.28	0	0.00	0.00					
13	0000042	M DAMODARAN	1,200	0.02	0	0.00	0.00					
14	IN-01-15-1044-4079	K K GAUR	42,780	0.78	0	0.00	0.00					
15	9000044	S JAMSHED ABBAS	1,45,200	2.66	0	0.00	0.00					
16	0000008	SAFETAG INTERNATIONAL INDIA PVT LTD	400	0.01	0	0.00	0.00					
17	0000016	SANJAY SHARMA	1,800	0.03	0	0.00	0.00					
18	IN30256510683996	SANJEEV HERAMATH	27,250	0.41	0	0.00	0.00					
19	IN30011810390924	SUDHIR DAMODARAN	5,68,325	10.42	0	0.00	0.00					
20	0000020	SUDHIR DAMODARAN	27,400	0.50	0	0.00	0.00					
21	0000005	SUDHIR KAURA	50	0.00	0	0.00	0.00					
22	0000007	SUKARMA SOOD	50	0.00	0	0.00	0.00					
23	IN30256510683996	SYED ATHAR ABBAS	27,985	0.51	0	0.00	0.00					
24	IN30113129661844	SYED ATHAR ABBAS	6,07,700	11.14	0	0.00	0.00					
25	6900030	VIJAY MAHESHWARI	8,550	0.16	0	0.00	0.00					
Grand-Total			15,62,284	28.65	0	0.00	0.00	0.00	0.00	0.00	0.00	0.00



**Annexure II
CATVISION LIMITED**

(1) (c)(i) Statement showing holding of securities (including shares, warrants, convertible securities) of persons belonging to the category "Public" and holding more than 1% of the total number of shares as on 31/12/2014

Sr. No.	Folio# / DPID, CLID	Name of the shareholder	Number of shares	Shares as a percentage of total number of shares (i.e Grand total (A+B+C)) in para(I)(a) above	Details of warrants		Details of convertible securities		Total shares (including shares assuming full conversion of warrants and convertible securities) as a % of diluted share capital
					No. of Warrants held	As a % of total no. of warrants of the same class	No. of convertible securities held	As a % of total no. of convertible securities of the same class	
1	5005949	GLOBAL IMPEX LTD	8,00,000	14.67					
2	IN300966/1054848	VIZWISE COMMERCE PRIVATE LIMITED	6,96,737	12.78					
3	IN301629/10006089	SUDHA COMMERCIAL COMPANY LIMITED	2,09,399	3.84					
4	IN301549/15301471	KULBIR SINGH	84,542	1.55					
5	12016402/00010701	DEEPINDER SINGH POONIAN	73,541	1.35					
6	12020600/00762771	SPG FINVEST PVT LTD	66,971	1.23					
7	12018800/000001155	DHEERAJ KUMAR LOHIA	65,690	1.20					
8	IN302365/10000130	SHRI PARASRAM HOLDINGS PVT.LTD.	64,022	1.17					
9	IN300020/30048021	VIRENDER PAL MEHTA	62,323	1.14					
10	IN301151/26630649	SATISH MEHTA	59,147	1.08					
Grand-Total			21,82,372	40.61					




Annexure II

CATVISION LIMITED

(1) (c)(ii) Statement showing holding of securities (including shares, warrants, convertible securities) of persons (together with PAC) belonging to the category "Public" and holding more than 5% of the total number of shares as on 31/12/2014

Sl. No.	Folio# / DPID, CLID	Name of the shareholder	Number of shares	Shares as a percentage of total number of shares (i.e Grand total (A+B+C)) in para(I)(a) above	Details of warrants		Details of convertible securities		Total shares (including shares assuming full conversion of warrants and convertible securities) as a % of diluted share capital
					No. of Warrants held	As a % of total no. of warrants of the same class	No. of convertible securities held	As a % of total no. of convertible securities of the same class	
1	0005949	GLOBAL IMPEX LTD	8,00,000	14.67					
2	IN300966/10548848	VIZWISE COMMERCE PRIVATE LIMITED	6,96,737	12.78					
Grand-Total			14,96,737	27.45					

**Annexure II
CATVISION LIMITED**

(1) (d) Statement showing details of lock-in shares as on 31/12/2014

Sr. No.	Folio# / DPID,CLID	Name of the shareholder	Category of Shareholders (promoters/ Public)	Number of shares	Shares as a percentage of total number of shares (i.e Grand total (A+B+C)) in para(I)(a) above
		NIL		NIL	NIL
Grand-Total				NIL	NIL



**Annexure II
CATVISION LIMITED**


Shareholding Pattern as on 31/12/2014

(II) (a) Statement showing details of Depository Receipts (DRs)

Sr No.	Type of Outstanding DR (ADRs, GDRs, SDRs, etc.)	Number of Outstanding DRs	Number of shares underlying outstanding DRs	Shares underlying outstanding DRs as a percentage of total number of shares {i.e. Grand Total (A)+(B) +(C) indicated in the statement at para (1) (a) above }
			NIL	
	TOTAL			

(II) (b) Statement showing Holding of Depository Receipts (DRs), where underlying shares are in excess of 1% of the total number of shares

Sr No.	Name of the DR Holder	Type of Outstanding DR (ADRs, GDRs, SDRs, etc.)	Number of shares underlying outstanding DRs	Shares underlying outstanding DRs as a percentage of total number of shares {i.e. Grand Total (A)+(B) +(C) indicated in the statement at para (1) (a) above }
			NIL	
	TOTAL			



Distribution Schedule

CATVISION LIMITED

Distribution of **Equity Shares** as on **31/12/2014**
Total Nominal value of Rs. 54536000.00 Nominal value of each share/unit Rs. **10.00**
Total number of shares/units 5453600 Paid up value of each share/unit Rs. **10.00**

TABLE I
Distribution of holdings

Shareholding of value of Rs.	Shareholders		Share holdings		
	Number	% to total	Shares	Amount	% to total
UPTO TO 5000	2265	82.66	470286	4702860.00	8.62
5001 TO 10000	243	8.87	213250	2132500.00	3.91
10001 TO 20000	104	3.80	160306	1603060.00	2.94
20001 TO 30000	40	1.46	103535	1035350.00	1.90
30001 TO 40000	9	0.33	31927	319270.00	0.59
40001 TO 50000	15	0.55	70352	703520.00	1.29
50001 TO 100000	24	0.88	190060	1900600.00	3.49
100001 and Above	40	1.46	4213884	42138840.00	77.27
** G Total	2740	100.00	5453600	54536000.00	100.00

