

Introductory sub-table (I)(a)

Name of the Company: CATVISION PRODUCTS LTD			
Scrip Code, Name of the scrip, class of security:			
Quarter ended: 30/09/2015			
Partly paid-up shares:-			
	No. of partly paid-up shares	As a % of total no. of partly paid-up shares	As a % of total no. of shares of the company
Held by promoter/promoter group	0	0	0
Held by public	0	0	0
Total - D	0	0	0
Outstanding convertible securities:-			
	No. of outstanding securities	As a % of total no. of outstanding convertible securities	As a % of total no. of shares of the company, assuming full conversion of the convertible securities
Held by promoter/promoter group	0	0	0
Held by public	0	0	0
Total - E	0	0	0
Warrants:-			
	No. of warrants	As a % of total no. of warrants	As a % of total no. of shares of the company, assuming full conversion of warrants
Held by promoter/promoter group	0	0	0
Held by public	0	0	0
Total - F	0	0	0
Total paid-up capital of the company, assuming full conversion of warrants and convertible securities (Grand Total (A+B+C)+ D+E+F)			5453600

Total (A+B+C)	5453600
---------------	---------

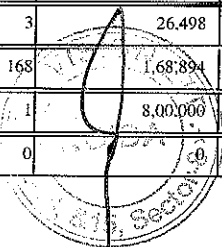


CATVISION LIMITED


(1) (a) Statement showing Shareholding Pattern as on

30/09/2015

Category code (I)	Category of shareholder (II)	Number of shareholders (III)	Total Number of Shares (IV)	Number of shares held in dematerialized form (V)	Total Shareholding as a percentage of total no. of shares		Shares Pledged or otherwise encumbered	
					As a percentage of (A+B) (VI)	As a percentage of (A+B+C) (VII)	No. of shares (VIII)	As a percentage (IX)=(VIII)/(IV)*100
(A) Shareholding of promoter and promoter Group								
(1) Indian								
(a)	INDIVIDUALS/HUF	22	13,89,184	10,86,784	25.47	25.47	0	0.00
(b)	CENTRAL GOVERNMENT/STATE GOVERNMENT	0	0	0	0.00	0.00	0	0.00
(c)	BODIES CORPORATE	2	1,71,900	0	3.15	3.15	0	0.00
(d)	FINANCIAL INSTITUTIONS/BANKS	0	0	0	0.00	0.00	0	0.00
(e)	ANY OTHER (SPECIFY)	0	0	0	0.00	0.00	0	0.00
	Sub-Total (A) (1)	24	15,61,084	10,86,784	28.62	28.62	0	0.00
(2) Foreign								
(a)	INDIVIDUALS(NRI)/FOREIGN INDIVIDUALS	0	0	0	0.00	0.00	0	0.00
(b)	BODIES CORPORATE	0	0	0	0.00	0.00	0	0.00
(c)	INSTITUTIONS	0	0	0	0.00	0.00	0	0.00
(d)	QUALIFIED FOREIGN INVESTOR	0	0	0	0.00	0.00	0	0.00
(e)	ANY OTHER (SPECIFY)	0	0	0	0.00	0.00	0	0.00
	Sub-Total (A) (2)	0	0	0	0.00	0.00	0	0.00
	Total (A)	24	15,61,084	10,86,784	28.62	28.62	0	0.00
(B) Public shareholding								
(1) Institutions								
(a)	MUTUAL FUNDS/UTI	4	15,800	200	0.29	0.29	0	0.00
(b)	FINANCIAL INSTITUTIONS/BANKS	1	1,100	0	0.02	0.02	0	0.00
(c)	CENTRAL GOVERNMENT/STATE GOVERNMENT	0	0	0	0.00	0.00	0	0.00
(d)	VENTURE CAPITAL FUND	0	0	0	0.00	0.00	0	0.00
(e)	INSURANCE COMPANIES	0	0	0	0.00	0.00	0	0.00
(f)	FOREIGN INSTITUTIONAL INVESTORS	0	0	0	0.00	0.00	0	0.00
(g)	FOREIGN VENTURE CAPITAL INVESTORS	0	0	0	0.00	0.00	0	0.00
(h)	QUALIFIED FOREIGN INVESTOR	0	0	0	0.00	0.00	0	0.00
(i)	ANY OTHER (SPECIFY) - FOREIGN FINANCIAL INSTITUTION	0	0	0	0.00	0.00	0	0.00
(h)	ANY OTHER (SPECIFY) - LIMITED LIABILITY PARTNERSHIP	0	0	0	0.00	0.00	0	0.00
	Sub-Total (B)	5	16,900	200	0.31	0.31	0	0.00
(2) Non-institutions								
(a)	BODIES CORPORATE	52	12,93,930	12,75,030	23.73	23.73	0	0.00
(b)	i) INDIVIDUALS -HOLD UP TO 1 LAKH (NOM VALUE)	2459	10,06,061	7,62,887	18.45	18.45	0	0.00
	ii) INDIVIDUALS -HOLD ABOVE 1 LAKH (NOM VALUE)	17	5,80,233	5,80,233	10.63	10.63	0	0.00
(c)	ANY OTHER (SPECIFY)- CLEARING MEMBERS	3	26,498	26,498	0.49	0.49	0	0.00
	NON-RESIDENTS	168	1,68,894	40,494	3.10	3.10	0	0.00
	FOREIGN COMPANY	1	8,00,000	0	14.67	14.67	0	0.00
	TRUSTS	0	0	0	0.00	0.00	0	0.00




Category code	Category of shareholder	Number of shareholders	Total Number of Shares	Number of shares held in dematerialized form	Total Shareholding as a percentage of total no. of shares		Shares Pledged or otherwise encumbered	
					As a percentage of (A+B) (VI)	As a percentage of (A+B+C) (VII)	No. of shares (VIII)	As a percentage (IX)=(VIII)/(IV)*100
(I)	(II)	(III)	(IV)	(V)	(VI)	(VII)	(VIII)	(IX)
	Sub-Total (B) (2)	2700	38,75,616	26,85,142	71.07	71.07	0	0.00
	Total (B)	2705	38,92,516	26,85,342	71.38	71.38	0	0.00
	Total (A+B)	2729	54,53,600	37,72,126	100.00	100.00	0	0.00
(C)	Shares held by Custodians and against which							
	Depository Receipts have been issued							
	SHARES HELD BY CUSTODIANS	0	0	0	0.00	0.00	0	0.00
	Sub-Total (C)	0	0	0	0.00	0.00	0	0.00
	Total (C)	0	0	0	0.00	0.00	0	0.00
	Grand-Total (A+B+C)	2729	54,53,600	37,72,126	100.00	100.00	0	0.00



CATVISION LIMITED

(1) (b) Statement showing holding of securities (including shares, warrants, convertible securities) of persons belonging to the category "Promoter and Promoter Group" as on 30/09/2015


Sr. No.	Folio# / DPID/CLID	Name of the shareholder	Details of Shares held		Encumbered shares(*)			Details of warrants		Details of convertible securities		Total shares (including shares assuming full conversion of warrants and convertible securities) as a % of diluted share capital
			Number of shares held	As a % of grand total (A)+(B)+(C)	Number	As a percentage VI=(V)/(III)*100	As a % of grand total (A)+(B)+(C) of sub-clauses (I) (a)	No. of Warrants held	As a % of total no. of warrants of the same class	No. of convertible securities held	As a % of total no. of convertible securities of the same class	
1	0001781	A CHELLAPPA	100	0.00	0	0.00	0.00					
2	IN3C13120661887	A THANGAMMAL	1,550	0.03	0	0.00	0.00					
3	0001782	A THANGAMMAL	400	0.01	0	0.00	0.00					
4	0000006	A SRINIVASAN										
5	IN30012671113829	ANITA KHARE	50	0.00	0	0.00	0.00					
6	0005226	ATAM PARKASH KHURANA	1,700	0.03	0	0.00	0.00					
7	IN30131320661844	CATVISION WIRELESS CABLE PVT LTD	26,700	0.49	0	0.00	0.00					
		CHELLAPPA A	7,086	0.13	0	0.00	0.00					
		SRINIVASAN A										
8	IN3013132066186	CHELLAPPA A	20	0.00	0	0.00	0.00					
9	IN30011810350933	CHERYL DAMODARAN	15,000	0.28	0	0.00	0.00					
10	IN30011810390789	HINA ABBAS	3,000	0.06	0	0.00	0.00					
11	IN30011810519055	HUSSAIN ZAIDI	38,088	0.70	0	0.00	0.00					
12	IN30111810390916	M DAMODARAN	15,000	0.28	0	0.00	0.00					
13	IN30143610434079	S JAMSHED ABBAS	42,780	0.78	0	0.00	0.00					
14	0000244	SAFETAG INTERNATIONAL INDIA PVT LTD	1,45,200	2.66	0	0.00	0.00					
15	0000508	SANJAY SHARMA	400	0.01	0	0.00	0.00					
16	0000616	SANJEEV HEKAMATH	1,600	0.03	0	0.00	0.00					
17	IN3023657068395C	SUDHIR DAMODARAN	22,250	0.41	0	0.00	0.00					
18	IN30011810390924	SUDHIR DAMODARAN	5,68,325	10.42	0	0.00	0.00					
19	0000020	SUDHIR DAMODARAN	27,400	0.50	0	0.00	0.00					
20	0000005	SUDHIR KAURA	50	0.00	0	0.00	0.00					
21	0000007	SUKARMA SOOD	50	0.00	0	0.00	0.00					
22	IN30236570684823	SYED ATHAR ABBAS	27,985	0.51	0	0.00	0.00					
23	IN300118103909887	SYED ATHAR ABBAS	6,07,700	11.14	0	0.00	0.00					
24	0000010	VIJAY MAHESHWARI	8,650	0.16	0	0.00	0.00					
		Grand Total	15,61,084	28.62	0	0.00	0.00					



CATVISION LIMITED

(1) (c)(i) Statement showing holding of securities (including shares, warrants, convertible securities) of persons belonging to the category "Public" and holding more than 1% of the total number of shares as on 30/09/2015


Sr. No.	Folio# / DPID, CLID	Name of the shareholder	Number of shares	Shares as a percentage of total number of shares (ie Grand total (A+B+C)) in para(D)(a) above	Details of warrants		Details of convertible securities		Total shares (including shares assuming full conversion of warrants and convertible securities) as a % of diluted share capital
					No. of Warrants held	As a % of total no. of warrants of the same class	No. of convertible securities held	As a % of total no. of convertible securities of the same class	
1	0005949	GLOBAL IMPEX LTD	8,00,000	14.67	-	-	-	-	-
2	IN300966/10548848	VIZWISE COMMERCE PRIVATE LIMITED	6,96,737	12.78	-	-	-	-	-
3	12016000/00022701	SUDHA COMMERCIAL COMPANY LIMITED	2,09,399	3.84	-	-	-	-	-
4	IN301549/15301471	KULBIR SINGH	84,542	1.55	-	-	-	-	-
5	12020600/00762771	SPG FINVEST PVT LTD	66,971	1.23	-	-	-	-	-
6	IN302365/10000130	SHRI PARASRAM HOLDINGS PVT.LTD.	66,122	1.21	-	-	-	-	-
7	12018800/00001155	DHEERAJ KUMAR LOHIA	65,690	1.20	-	-	-	-	-
8	IN300020/30048021	VIRENDER PAL MEHTA	62,323	1.14	-	-	-	-	-
9	IN301151/26630649	SATISH MEHTA	59,147	1.08	-	-	-	-	-
Grand-Total			21,10,931	38.70	-		-		-



CATVISION LIMITED

(1) (c)(ii) Statement showing holding of securities (including shares, warrants, convertible securities) of persons (together with PAC) belonging to the category "Public" and holding more than 5% of the total number of shares as on **30/09/2015**


Sl. No.	Folio# / DPID, CLAD	Name of the shareholder	Number of shares	Shares as a percentage of total number of shares (i.e Grand total (A+B+C)) in para(I)(a) above	Details of warrants		Details of convertible securities		Total shares (including shares assuming full conversion of warrants and convertible securities) as a % of diluted share capital
					No. of Warrants held	As a % of total no. of warrants of the same class	No. of convertible securities held	As a % of total no. of convertible securities of the same class	
1	0005949	GLOBAL IMPEX LTD	8,00,000	14.67					
2	IN300966/10548848	VIZWISE COMMERCE PRIVATE LIMITED	6,96,737	12.78					
Grand-Total			14,96,737	27.45	-	-	-	-	-



CATVISION LIMITED

(1) (d) Statement showing details of lock-in shares as on 30/09/2015

Sr. No.	Folio# / DPID, CLID	Name of the shareholder	Category of Shareholders (promoters/ Public)	Number of shares	Shares as a percentage of total number of shares (i.e Grand total (A+B+C)) in para(1)(a) above
		NIL		NIL	NIL
Grand-Total				NIL	NIL




Distribution Schedule

CATVISION LIMITED

Distribution of	Equity Shares	as on	30/09/2015
Total Nominal value of Rs.	54536000.00	Nominal value of each share/unit Rs.	10.00
Total number of shares/units	5453600	Paid up value of each share/unit Rs.	10.00

TABLE I
Distribution of holdings

Shareholding of value of Rs.	Shareholders		Share holdings		
	Number	% to total	Shares	Amount	% to total
UPTO TO 5000	2253	82.56	467718	4677180.00	8.58
5001 TO 10000	237	8.68	207233	2072330.00	3.80
10001 TO 20000	104	3.81	159543	1595430.00	2.93
20001 TO 30000	39	1.43	99183	991830.00	1.82
30001 TO 40000	11	0.40	40485	404850.00	0.74
40001 TO 50000	18	0.66	84523	845230.00	1.55
50001 TO 100000	27	0.99	211412	2114120.00	3.88
100001 and Above	40	1.47	4183503	41835030.00	76.71
** G Total	2729	100.00	5453600	54536000.00	100.00



CATVISION LIMITED

Shareholding Pattern as on 30/09/2015

(II) (a) Statement showing details of Depository Receipts (DRs)

Sr No.	Type of Outstanding DR (ADRs, GDRs,SDRs,etc.	Number of Outstanding DRs	Number of shares underlying outstanding DRs	Shares underlying outstanding DRs as a percentage of total number of shares {i.e. Grand Total (A)+(B) +(C) indicated in the statement at para (1) (a) above }
			NIL	
	TOTAL			

(II) (b) Statement showing Holding of Depository Receipts (DRs), where underlying shares are in excess of 1% of the total number of shares

Sr No.	Name of the DR Holder	Type of Outstanding DR (ADRs, GDRs,SDRs,etc.	Number of shares underlying outstanding DRs	Shares underlying outstanding DRs as a percentage of total number of shares {i.e. Grand Total (A)+(B) +(C) indicated in the statement at para (1) (a) above }
			NIL	
	TOTAL			

