

Format of holding of specified securities

1. Name of Listed entity : CATVISION LIMITED
2. Scrip Code/Name of Scrip/Class of Security :
3. Share Holding Pattern Filed under : Reg. 31(1)(a)/Reg. 31(1)(b)/Reg. 31(1)(C)
a) if under 31(1)(b) then indicate the report for Quarter ending 31/03/2017
b) if under 31(1)(c) then indicate date of allotment/extinguishment

4. Declaration: The Listed entity is required to submit the following declaration to the extent of submission of information :-


| Particulars | Yes* | No* |
|---|------|-----|
| 1 Whether the listed entity has issued any partly paid shares ? | | No |
| 2 Whether the listed entity has issued any Convertible Securities or Warrants ? | | No |
| 3 Whether the listed entity has any shares against which depository receipts are issued ? | | No |
| 4 Whether the listed entity has any shares locked-in? | | No |
| 5 Whether any shares held by promoters are pledge or otherwise encumbered ? | | No |

* If the Listed entity selects the option 'No' for the questions above, the columns for the partly paid shares, Outstanding Convertible Securities/Warrants, Depository receipts, Locked-in shares, No. of shares pledged or otherwise encumbered by promoters, as applicable, shall not be displayed at the time of dissemination on the Stock Exchange website. Also wherever there is 'No' declared by Listed Entity in above table the values will be considered as 'Zero' by default on submission of the format of holding of specified securities.



Table - 1 Summary Statement holding of specified securities


| Category (f) | Category of shareholder (i) | No. of Shareholders | No. of fully paid up equity shares held (iv) | No. of Partly paid up equity shares held (v) | No. of Shares underlying Depository Receipts (vi) | Total nos. shares held (vii)=(iv)+(v)+(vi) | Shareholding as a % of total no. of shares (calculated as per SCRR,1957) (VIII) As a % of (A+B+C2) | Number of Voting Rights held in each class of securities (IX) | | | No. of Shares Outstanding convertible securities (including warrants) (X) | Shareholding as a % assuming full conversion of convertible securities (as a percentage of diluted share capital) | Number of locked in Shares (XI) | | Number of Shares pledged or otherwise encumbered (XIII) | Number of Equity shares held in dematerialised form (XIV) |
|--------------|--------------------------------|---------------------|--|--|---|--|---|---|---------|---------|---|---|---------------------------------|---------------------------------|---|---|
| | | | | | | | | No. of Voting Rights | | | | | As a % of total shares held (b) | As a % of total shares held (b) | | |
| | | | | | | | | Class X | Class Y | Total | | | | | | |
| (A) | Promoter & Promoter Group | 18 | 1650333 | 0 | 0 | 1650333 | 30.26 | 1650333 | 0 | 1650333 | 30.26 | 0 | 0 | 0 | 0 | 1176033 |
| (B) | Public | 2742 | 3803257 | 0 | 0 | 3803257 | 69.74 | 3803257 | 0 | 3803257 | 69.74 | 0 | 0 | 0 | 0 | 2601296 |
| (C) | Non Promoter - Non Public | 0 | 0 | 0 | 0 | 0 | 0 | 0 | 0 | 0 | 0 | 0 | 0 | 0 | 0 | 0 |
| (C1) | Shares underlying DRs | | | | | | | | | | | | | | | |
| (C2) | Shares held by Employee Trusts | | | | | | | | | | | | | | | |
| | Total | 2760 | 5453600 | 0 | 0 | 5453600 | 100 | 5453600 | 0 | 5453600 | 100 | 0 | 0 | 0 | 0 | 3777329 |



CATVISION LIMITED As on 31/03/2017

Table - II Statement showing shareholding pattern of the Promoter & Promoter Group

| Category and name of the shareholders (i) | PAN (ii) | No. of Shareholders (iii) | No. of fully paid up equity shares held (iv) | No. of Partly paid up equity shares held (v) | No. of Shares underlying Depository Receipts (vi) | Total nos. shares held (vii)=(iv)+(v)+(vi) | Shareholding % calculated as per SCRR,1957 As a % of (A+B+C2) (viii) | Number of Voting Rights held in each class of securities (ix) | | | No. of Shares Underlying Outstanding convertible securities (including warrants) (x) | Total Shareholding as a % assuming full conversion of convertible securities (as a percentage of diluted share capital) | Number of locked in Shares (xii) | Number of Shares pledged or | As a % of total shares held (b) | Number of Equity shares held in |
|--|----------|---------------------------|--|--|---|--|--|---|---------|-------|--|---|----------------------------------|-----------------------------|---------------------------------|---------------------------------|
| | | | | | | | | No. of Voting Rights | | | | | | | | |
| | | | | | | | | Class X | Class Y | Total | | | | | | |
| (2) Indian | | | | | | | | | | | | | | | | |
| (a) Individuals/Hindu undivided Family | | 16 | 1389184 | 0 | 0 | 1389184 | 25.47 | 1389184 | 0 | 25.47 | 0 | 0 | 0 | 0 | 1086784 | |
| (b) Central Government/State Government(s) | | 0 | 0 | 0 | 0 | 0 | 0 | 0 | 0 | 0 | 0 | 0 | 0 | 0 | 0 | |
| (c) Financial Institutions/Banks | | 0 | 0 | 0 | 0 | 0 | 0 | 0 | 0 | 0 | 0 | 0 | 0 | 0 | 0 | |
| (d) Any other - Group Companies | | 2 | 261149 | 0 | 0 | 261149 | 4.79 | 261149 | 0 | 4.79 | 0 | 0 | 0 | 0 | 89249 | |
| Sub-Total (A) (1) | | 18 | 1650333 | 0 | 0 | 1650333 | 30.26 | 1650333 | 0 | 30.26 | 0 | 0 | 0 | 0 | 1176033 | |
| (2) Foreign | | | | | | | | | | | | | | | | |
| (a) Individuals/(Non-Resident Individuals/Foreign Individuals) | | 0 | 0 | 0 | 0 | 0 | 0 | 0 | 0 | 0 | 0 | 0 | 0 | 0 | 0 | |
| (b) Government | | 0 | 0 | 0 | 0 | 0 | 0 | 0 | 0 | 0 | 0 | 0 | 0 | 0 | 0 | |
| (c) Institutions | | 0 | 0 | 0 | 0 | 0 | 0 | 0 | 0 | 0 | 0 | 0 | 0 | 0 | 0 | |
| (d) Foreign Portfolio Investor | | 0 | 0 | 0 | 0 | 0 | 0 | 0 | 0 | 0 | 0 | 0 | 0 | 0 | 0 | |
| (e) Any Other - Body Corporates | | 0 | 0 | 0 | 0 | 0 | 0 | 0 | 0 | 0 | 0 | 0 | 0 | 0 | 0 | |
| Sub-Total (A) (2) | | 0 | 0 | 0 | 0 | 0 | 0 | 0 | 0 | 0 | 0 | 0 | 0 | 0 | 0 | |
| Total Shareholding of Promoter & Promoter Group (A)=(A1)+(A2) | | 18 | 1650333 | 0 | 0 | 1650333 | 30.26 | 1650333 | 0 | 30.26 | 0 | 0 | 0 | 0 | 1176033 | |



CATVISION LIMITED As on 31/03/2017


Table - III Statement showing shareholding pattern of the Public Shareholder

| (1) | (2) | (3) | (4) | (5) | (6) | (7) | (8) | (9) | (10) | (11) Number of Voting Rights held in each class of securities (IX) | | (12) Total Shareholding as a % assuming full conversion of convertible securities (as a diluted share capital) | (13) Number of locked in Shares (XII) | | (14) Number of Shares pledged or otherwise encumbered (XIII) | (15) Number of Equity shares held in dematerialised form (XIV) | | | | | | | | | |
|------|---|-----|------|---------|-----|-----|---------|-------|---------|--|---------|--|---------------------------------------|--|--|--|--|---|--|---|----------------------|---------|--|---------------------------------|---------------------------------|
| | | | | | | | | | | Category and name of the shareholders (I) | PAN (I) | | No. of Shareholders (II) | No. of fully paid up equity shares held (iv) | | | No. of Partly paid up equity shares held (v) | No. of Shares underlying Depository Receipts (vi) | Total nos. shares held (VII)=(IV)+(V)+(VI) | Shareholding % calculated as per SCRR, 1957 As a % of (A+B+C2) (VIII) | No. of Voting Rights | | No. of Shares Underlying Outstanding convertible securities (including warrants) (X) | As a % of total shares held (a) | As a % of total shares held (b) |
| | | | | | | | | | | | | | | | | | | | | | Class X | Class Y | | | |
| (a) | Institutions | | 4 | 15800 | 0 | 0 | 15800 | 0.29 | 15800 | 0 | 0.29 | 0 | 0 | 0 | 0 | 200 | | | | | | | | | |
| (b) | Mutual Funds | | 0 | 0 | 0 | 0 | 0 | 0 | 0 | 0 | 0 | 0 | 0 | 0 | 0 | 0 | | | | | | | | | |
| (c) | Venture Capital Funds | | 0 | 0 | 0 | 0 | 0 | 0 | 0 | 0 | 0 | 0 | 0 | 0 | 0 | 0 | | | | | | | | | |
| (d) | Alterate Investment Funds | | 0 | 0 | 0 | 0 | 0 | 0 | 0 | 0 | 0 | 0 | 0 | 0 | 0 | 0 | | | | | | | | | |
| (e) | Foreign Venture Capital Investors | | 0 | 0 | 0 | 0 | 0 | 0 | 0 | 0 | 0 | 0 | 0 | 0 | 0 | 0 | | | | | | | | | |
| (f) | Foreign Portfolio Investors | | 0 | 0 | 0 | 0 | 0 | 0 | 0 | 0 | 0 | 0 | 0 | 0 | 0 | 0 | | | | | | | | | |
| (g) | Financial Institutions/Banks | | 1 | 1100 | 0 | 0 | 1100 | 0.02 | 1100 | 0 | 0.02 | 0 | 0 | 0 | 0 | 0 | | | | | | | | | |
| (h) | Insurance Companies | | 0 | 0 | 0 | 0 | 0 | 0 | 0 | 0 | 0 | 0 | 0 | 0 | 0 | 0 | | | | | | | | | |
| (i) | Provident Funds/Pension Funds | | 0 | 0 | 0 | 0 | 0 | 0 | 0 | 0 | 0 | 0 | 0 | 0 | 0 | 0 | | | | | | | | | |
| (j) | Any other | | 0 | 0 | 0 | 0 | 0 | 0 | 0 | 0 | 0 | 0 | 0 | 0 | 0 | 0 | | | | | | | | | |
| (k) | Foreign Financial Institutions | | 0 | 0 | 0 | 0 | 0 | 0 | 0 | 0 | 0 | 0 | 0 | 0 | 0 | 0 | | | | | | | | | |
| (l) | Foreign Institutional Investors | | 0 | 0 | 0 | 0 | 0 | 0 | 0 | 0 | 0 | 0 | 0 | 0 | 0 | 0 | | | | | | | | | |
| (m) | Sub-Total (B)(1) | | 5 | 16900 | 0 | 0 | 16900 | 0.31 | 16900 | 0 | 0.31 | 0 | 0 | 0 | 0 | 200 | | | | | | | | | |
| (2) | of India | | 0 | 0 | 0 | 0 | 0 | 0 | 0 | 0 | 0 | 0 | 0 | 0 | 0 | 0 | | | | | | | | | |
| (3) | Sub-Total (B)(2) | | 0 | 0 | 0 | 0 | 0 | 0 | 0 | 0 | 0 | 0 | 0 | 0 | 0 | 0 | | | | | | | | | |
| (4) | Non-Institutions | | 0 | 0 | 0 | 0 | 0 | 0 | 0 | 0 | 0 | 0 | 0 | 0 | 0 | 0 | | | | | | | | | |
| (5) | Individuals | | 2501 | 1138955 | 0 | 0 | 1138955 | 20.88 | 1138955 | 0 | 20.88 | 0 | 0 | 0 | 0 | 900484 | | | | | | | | | |
| (6) | i. Individual shareholders holding nominal share capital up to Rs. 2 lakhs. | | 13 | 825629 | 0 | 0 | 825629 | 15.14 | 825629 | 0 | 15.14 | 0 | 0 | 0 | 0 | 825629 | | | | | | | | | |
| (7) | ii. Individual shareholders holding nominal share capital in excess of Rs. 2 lakhs. | | 0 | 0 | 0 | 0 | 0 | 0 | 0 | 0 | 0 | 0 | 0 | 0 | 0 | 0 | | | | | | | | | |
| (8) | NBFCs registered with RBI | | 0 | 0 | 0 | 0 | 0 | 0 | 0 | 0 | 0 | 0 | 0 | 0 | 0 | 0 | | | | | | | | | |
| (9) | Employees Trusts | | 0 | 0 | 0 | 0 | 0 | 0 | 0 | 0 | 0 | 0 | 0 | 0 | 0 | 0 | | | | | | | | | |
| (10) | Overseas Depositories (holding DRs) (balancing Figures) | | 0 | 0 | 0 | 0 | 0 | 0 | 0 | 0 | 0 | 0 | 0 | 0 | 0 | 0 | | | | | | | | | |
| (11) | Any other | | 0 | 0 | 0 | 0 | 0 | 0 | 0 | 0 | 0 | 0 | 0 | 0 | 0 | 0 | | | | | | | | | |
| (12) | Body/Corporates | | 48 | 801149 | 0 | 0 | 801149 | 14.69 | 801149 | 0 | 14.69 | 0 | 0 | 0 | 0 | 782249 | | | | | | | | | |
| (13) | Cleaning Members | | 14 | 57499 | 0 | 0 | 57499 | 1.05 | 57499 | 0 | 1.05 | 0 | 0 | 0 | 0 | 57499 | | | | | | | | | |
| (14) | Non-Residents | | 160 | 463135 | 0 | 0 | 463135 | 8.49 | 463135 | 0 | 8.49 | 0 | 0 | 0 | 0 | 35235 | | | | | | | | | |
| (15) | Trusts | | 0 | 0 | 0 | 0 | 0 | 0 | 0 | 0 | 0 | 0 | 0 | 0 | 0 | 0 | | | | | | | | | |
| (16) | Foreign Company | | 1 | 500000 | 0 | 0 | 500000 | 9.17 | 500000 | 0 | 9.17 | 0 | 0 | 0 | 0 | 0 | | | | | | | | | |
| (17) | Sub-Total (B)(3) | | 2737 | 3786367 | 0 | 0 | 3786367 | 69.43 | 3786367 | 0 | 69.43 | 0 | 0 | 0 | 0 | 2601096 | | | | | | | | | |
| (18) | Total Public Shareholding (B)=(1)+(B)(2)+(B)(3) | | 2742 | 3803267 | 0 | 0 | 3803267 | 69.74 | 3803267 | 0 | 69.74 | 0 | 0 | 0 | 0 | 2601296 | | | | | | | | | |



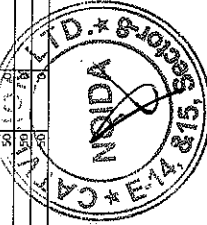
Table - IV Statement showing shareholding pattern of the Non- Promoter - Non Public Shareholder

| Category and name of the shareholders (I) | PAN (II) | No. of Shareholders (III) | No. of fully paid up equity shares held (iv) | No. of Partly paid up equity shares held (v) | No. of Shares underlying Depository Receipts (vi) | Total nos. shares held (VII)=(I)+(V)+(VI) | Shareholding % calculated as per SCRR, 1957 As a % of (A+B+C2) (VIII) | Number of Voting Rights held in each class of securities (IX) | | No. of Shares Underlying Outstanding convertible securities (X) | Shareholding as a % assuming full conversion of convertible securities (as a percent age of diluted share capital) | Number of Locked in Shares (XII) | | Number of Shares pledged or otherwise encumbered (XIII) | Number of Equity shares held in dematerialised form (XIV) | | |
|--|----------|---------------------------|--|--|---|---|---|---|-------------------------|---|--|----------------------------------|---------------------------------|---|---|---------|---------------------------------|
| | | | | | | | | No. of Voting Rights | Total as a % of (A+B+C) | | | No. (a) | As a % of total shares held (b) | | | No. (a) | As a % of total shares held (b) |
| | | | | | | | | | | | | | | | | | |
| (1) | | | | | | | | | | | | | | | | | |
| (a) | | | 0 | 0 | 0 | 0 | 0 | 0 | 0 | 0 | 0 | 0 | 0 | 0 | 0 | 0 | |
| (i) | | | 0 | 0 | 0 | 0 | 0 | 0 | 0 | 0 | 0 | 0 | 0 | 0 | 0 | 0 | |
| (ii) | | | 0 | 0 | 0 | 0 | 0 | 0 | 0 | 0 | 0 | 0 | 0 | 0 | 0 | 0 | |
| (2) | | | | | | | | | | | | | | | | | |
| Employee Benefit Trust (under SEBI (share based Employee Benefit) Regulations, 2014) | 0 | 0 | 0 | 0 | 0 | 0 | 0 | 0 | 0 | 0 | 0 | 0 | 0 | 0 | 0 | 0 | |
| Total Non- Promoter- Non Public Shareholding | 0 | 0 | 0 | 0 | 0 | 0 | 0 | 0 | 0 | 0 | 0 | 0 | 0 | 0 | 0 | 0 | |
| C= c(1)+c(2) | 0 | 0 | 0 | 0 | 0 | 0 | 0 | 0 | 0 | 0 | 0 | 0 | 0 | 0 | 0 | 0 | |



Annexure to Table - II Statement showing Shareholding pattern of the Promoter & Promoter Group

| Sno | Category and name of the shareholder (I) | PAN (III) | No. of Shares held (II) | No. of fully paid up equity shares held (b) | No. of Partly paid up equity shares held (v) | No. of Shares underlying Depository Receipts (vi) | Total nos. shares held (VII)=(IV)+(V)+(VI) | Shareholding as a % of total no. of shares (calculate as per SCRR, 1957) (VIII) As a % of | Number of Voting Rights held in each class of securities (X) | | | No. of Shares Underlying Outstanding convertible securities (including warrants) (X) | Total Shareholding as a % assuming full conversion of convertible securities (as a percentage of diluted share capital) | Number of Locked in Shares (XI) | | Number of Shares pledged or otherwise encumbered (XII) | Number of Equity shares held in dematerialized form (XIV) | | |
|-----|---|-------------|-------------------------|---|--|---|--|---|--|---------|-------------------------------------|--|---|---------------------------------|---------------------------------|--|---|---------|---------------------------------|
| | | | | | | | | | No. of Voting Rights | | Total as a % of Total voting rights | | | No. (a) | As a % of total shares held (b) | | | No. (a) | As a % of total shares held (b) |
| | | | | | | | | | Class X | Class Y | | | | | | | | | |
| A | IGARY OTHER - GROUP COMPANIES | | 0 | 0 | 0 | 0 | 0 | 0 | 0 | 0 | 0 | 0 | 0 | 0 | 0 | 0 | 0 | | |
| 1 | SARFAG INTERNATIONAL INDIA PVT. LITE | AAAC5667G | 145200 | 145200 | 0 | 0 | 145200 | 2.66 | 145200 | 2.66 | 0 | 0 | 0 | 0 | 0 | 0 | 0 | | |
| 2 | ICTVA TELEMEDIA PRIVATE LIMITED (A) INDIVIDUALS - INDIVIDUALS | BAACC0921A | 115949 | 115949 | 0 | 0 | 115949 | 2.13 | 115949 | 2.13 | 0 | 0 | 0 | 0 | 0 | 0 | 89249 | | |
| A | INDIVIDUALS | | 0 | 0 | 0 | 0 | 0 | 0 | 0 | 0 | 0 | 0 | 0 | 0 | 0 | 0 | 0 | | |
| 1 | SYED NIZAM ABBAS | AAAP4423DA | 635685 | 635685 | 0 | 0 | 635685 | 11.66 | 635685 | 11.66 | 0 | 0 | 0 | 0 | 0 | 0 | 0 | | |
| 2 | SUFIE DAMODARAN | AFAPD4965J | 617975 | 617975 | 0 | 0 | 617975 | 11.32 | 617975 | 11.32 | 0 | 0 | 0 | 0 | 0 | 0 | 63685 | | |
| 3 | SARMS-IED ABBAS | AACPAD2ICJ | 42780 | 42780 | 0 | 0 | 42780 | 0.78 | 42780 | 0.78 | 0 | 0 | 0 | 0 | 0 | 0 | 33375 | | |
| 4 | HUSSAIN ZAIDI | ABCPZ7499Q | 38088 | 38088 | 0 | 0 | 38088 | 0.7 | 38088 | 0.7 | 0 | 0 | 0 | 0 | 0 | 0 | 42780 | | |
| 5 | M ZAVODAEAN | AGLPD681QE | 15000 | 15000 | 0 | 0 | 15000 | 0.28 | 15000 | 0.28 | 0 | 0 | 0 | 0 | 0 | 0 | 33288 | | |
| 6 | CHELY DAMODARAN | AA5PFD0651G | 15000 | 15000 | 0 | 0 | 15000 | 0.28 | 15000 | 0.28 | 0 | 0 | 0 | 0 | 0 | 0 | 15000 | | |
| 7 | VIRAY MAHESHWARI | AAAGFO365P | 8500 | 8500 | 0 | 0 | 8500 | 0.16 | 8500 | 0.16 | 0 | 0 | 0 | 0 | 0 | 0 | 0 | | |
| 8 | CHELAPPA A | AAHP34202N | 7206 | 7206 | 0 | 0 | 7206 | 0.13 | 7206 | 0.13 | 0 | 0 | 0 | 0 | 0 | 0 | 7106 | | |
| 9 | NIPA ABBAS | AAHP34202N | 3000 | 3000 | 0 | 0 | 3000 | 0.05 | 3000 | 0.05 | 0 | 0 | 0 | 0 | 0 | 0 | 3000 | | |
| 10 | INDENBAMAMA A | AAHP34202N | 1950 | 1950 | 0 | 0 | 1950 | 0.04 | 1950 | 0.04 | 0 | 0 | 0 | 0 | 0 | 0 | 50 | | |
| 11 | ATIN PARAGSYA-URRANA | AAEPK0235P | 1700 | 1700 | 0 | 0 | 1700 | 0.03 | 1700 | 0.03 | 0 | 0 | 0 | 0 | 0 | 0 | 1700 | | |
| 12 | SANJEEV HERGATH | AAEPK0235P | 1600 | 1600 | 0 | 0 | 1600 | 0.03 | 1600 | 0.03 | 0 | 0 | 0 | 0 | 0 | 0 | 0 | | |
| 13 | SARJAY SHARMA | | 400 | 400 | 0 | 0 | 400 | 0.01 | 400 | 0.01 | 0 | 0 | 0 | 0 | 0 | 0 | 0 | | |
| 14 | SUKANJA SIDD | | 50 | 50 | 0 | 0 | 50 | 0.00 | 50 | 0.00 | 0 | 0 | 0 | 0 | 0 | 0 | 0 | | |
| 15 | AMTA GHARE | | 50 | 50 | 0 | 0 | 50 | 0.00 | 50 | 0.00 | 0 | 0 | 0 | 0 | 0 | 0 | 0 | | |
| 16 | SU-TH KAURA | | 50 | 50 | 0 | 0 | 50 | 0.00 | 50 | 0.00 | 0 | 0 | 0 | 0 | 0 | 0 | 0 | | |



CGVISHN LIMITED As on 31/03/2017

Annexure to Table - III Statement showing the holding pattern of the Public Shareholder holding more than 1% of total number of shares

| S No. | Category and name of the shareholder (I) | PAN (II) | No. of Shares held (III) | No. of fully paid up equity shares held (IV) | No. of Shares held underlying Depository Receipts (V) | No. of Shares held underlying Depository Receipts (VI) | Total nos. shares held (VII) = (IV)+(V)+(VI) | Shareholding as a % of total no. of shares (calculated as per SCRR, 1957) (VIII) As a % of (A+B+C2) | Number of Voting Rights held in each class of securities (IX) | | Total Shareholding as a % assuming full conversion of convertible securities (as a percentage of diluted share capital) (No. (a)) | Number of Locked In Shares (XII) | | Number of Shares pledged or otherwise encumbered (XIII) No. (a) | Number of Equity shares held in dematerialised form (XIV) | | |
|---|--|------------|--------------------------|--|---|--|--|---|---|----------|---|----------------------------------|---------------------------------|---|---|---------------------------------|---------|
| | | | | | | | | | Class X | Class Y | | Total | As a % of total shares held (b) | | | As a % of total shares held (b) | No. (a) |
| | | | | | | | | | | | | | | | | | |
| (A) (II) INDIVIDUAL SHAREHOLDERS HOLDING NOMINAL SHARE CAPITAL IN EXCESS OF RS. 2 LAKHS. | | | | | | | | | | | | | | | | | |
| B | 1. ABU KUMAR KANAN | AGGDVQB32E | | 263412 | 0 | 0 | 263412 | 4.83 | 0 | 0 | 0 | 0 | 0 | 0 | 263412 | | |
| | 2. DIHEERAJI K. JIMAR LOHIA | PANCFN27L | | 90000 | 0 | 0 | 90000 | 1.65 | 0 | 0 | 0 | 0 | 0 | 0 | 90000 | | |
| | 3. KULBIR SINGH | PANRP24ZE | | 83000 | 0 | 0 | 83000 | 1.52 | 0 | 0 | 0 | 0 | 0 | 0 | 83000 | | |
| | 4. SHARAD KSHAYALAJI SHAH | PANF5202P | | 67753 | 0 | 0 | 67753 | 1.24 | 0 | 0 | 0 | 0 | 0 | 0 | 67753 | | |
| | 5. SATHI MENTHA | PANPD221E | | 59147 | 0 | 0 | 59147 | 1.08 | 0 | 0 | 0 | 0 | 0 | 0 | 59147 | | |
| (B) COMPANY SHAREHOLDERS HOLDING MORE THAN 1% OF TOTAL NUMBER OF SHARES | | | | | | | | | | | | | | | | | |
| | 1. VIVANISE COMMERCE PRIVATE LIMITED | AAJCS276G | | 396737 | 0 | 0 | 396737 | 7.27 | 0 | 0 | 0 | 0 | 0 | 0 | 396737 | | |
| | 2. SINGH ENVYST PVT. LTD. | AAJCS374P | | 216971 | 0 | 0 | 216971 | 3.98 | 0 | 0 | 0 | 0 | 0 | 0 | 216971 | | |
| | 3. AROHIT FINTECH PVT. LTD. | PANRCL131C | | 55708 | 0 | 0 | 55708 | 1.02 | 0 | 0 | 0 | 0 | 0 | 0 | 55708 | | |
| (C) FOREIGN COMPANIES HOLDING MORE THAN 1% OF TOTAL NUMBER OF SHARES | | | | | | | | | | | | | | | | | |
| | 1. MARBANEVLOKOVKA FOREIGN COMPANY | | | 300000 | 0 | 0 | 300000 | 5.5 | 0 | 0 | 0 | 0 | 0 | 0 | 300000 | | |
| | 2. GLOBAL IMPLEX LTD | | | 500000 | 0 | 0 | 500000 | 9.17 | 0 | 0 | 0 | 0 | 0 | 0 | 500000 | | |
| | | | | | | | | | Total | 0 | 0 | 0 | 0 | 0 | 0 | | |

