

02/11

Format of holding of specified securities

CATVISION LIMITED

1. Name of Listed entity :
2. Scrip Code/Name of Scrip/Class of Secur
3. Share Holding Pattern Filed under : Reg. 31(1)(a)/Reg. 31(1)(b)/Reg. 31(1)(c)
 - a) If under 31(1)(b) then indicate the report for Quarter ending 30/09/2018
 - b) If under 31(1)(c) then indicate date of allotment/extinguishment
4. Declaration: The Listed entity is required to submit the following declaration to the extent of submission of information :-

Particulars	Yes*	No*
1 Whether the listed entity has issued any partly paid shares ?		No
2 Whether the listed entity has issued any Convertible Securities or Warrants ?		No
3 Whether the listed entity has any shares against which depository receipts are issued ?		No
4 Whether the listed entity has any shares locked-in?		No
5 Whether any shares held by promoters are pledge or otherwise encumbered ?		No

* If the Listed entity selects the option 'No' for the questions above, the columns for the partly paid shares, Outstanding Convertible Securities/Warrants, Depository receipts, locked-in shares, No. of shares pledged or otherwise encumbered by promoters, as applicable, shall not be displayed at the time of dissemination on the Stock Exchange website. Also wherever there is 'No' declared by Listed Entity in above table the values will be considered as 'Zero' by default on submission of the format of holding of specified securities.



Table - I Summary Statement holding of specified securities

Category Y (I)	Category of shareholder (II)	No. of Shareholders	No. of fully paid up equity shares held (IV)	No. of Partly paid up equity shares held (V)	No. of Shares underlying Depository Receipts (VI)	Total nos. shares held (VII)=(IV)+(V)+(VI)	Shareholding as a % of total no. of shares (calculated as per SCRR,1957) (VIII) As a % of (A+B+C2)	Number of Voting Rights held in each class of securities (IX)			Total as a % of (A+B+C)	No. of Shares Underlying Outstanding convertible securities (including warrants) (X)	Shareholding as a % assuming full conversion of convertible securities (as a percentage of diluted share capital)	Number of locked in Shares (XII)		Number of Shares pledged or otherwise encumbered (XIII)	As a % of total shares held (b)	Number of Equity shares held in dematerialised form (XIV)
								Class X	Class Y	Total				(a)	(b)			
(A)	Promoter & Promoter Group	14	1441690	0	0	1441690	26.44	0	0	1441690	26.44	0	0	0	0	0	1151340	
	Public	3085	4011910	0	0	4011910	73.56	0	0	4011910	73.56	0	0	0	0	0	2670189	
	Non Promoter - Non Public	0	0	0	0	0	0	0	0	0	0	0	0	0	0	0	0	
(C1)	Shares underlying DRS						0	0	0	0	0	0	0	0	0	0	0	
(C2)	Shares held by Employee Trusts						0	0	0	0	0	0	0	0	0	0	0	
	Total	3099	5453600	0	0	5453600	100	0	0	5453600	100	0	0	0	0	0	3821529	




Table - II: Statement showing shareholding pattern of the Promoter & Promoter Group

Category and name of the shareholders (1)	PAN (II)	No. of Shares (III)	No. of fully paid up equity shares held (IV)	No. of Partly paid up equity shares held (V)	No. of Shares underlying Depository Receipts (VI)	Total nos. shares held (VII) = (IV)+(V)+(VI)	Shareholding % calculated as per SCRR, 1957 As a % of (A+B+C2) (VIII)	Number of Voting Rights held in each class of securities (IX)			Total as a % of Total Voting rights	No. of Shares Underlying Outstanding convertible securities (including warrants) (X)	Total Shareholding as a % assuming full conversion of convertible securities (as a percentage of diluted share capital)	Number of locked in Shares (XII)	of Shares pledged or otherwise (XIII)	Equity Shares held in dematerial
								Class X	Class Y	Total						
(1) Indian																
(a) Individuals/Hindu undivided Family		13	1351641	0	0	1351641	24.78	1351641	0	1351641	24.78	0	0	0	0	1061291
(b) Central Government/State Government(s)		0	0	0	0	0	0	0	0	0	0	0	0	0	0	0
(c) Financial Institutions/Banks		0	0	0	0	0	0	0	0	0	0	0	0	0	0	0
(d) Any other - Group Companies		1	90049	0	0	90049	1.65	90049	0	90049	1.65	0	0	0	0	90049
Sub-Total (A) (1)		14	1441690	0	0	1441690	26.44	1441690	0	1441690	26.44	0	0	0	0	1151340
(2) Foreign																
(a) Individuals/(Non-Resident Individuals)/Foreign Individuals)		0	0	0	0	0	0	0	0	0	0	0	0	0	0	0
(b) Government		0	0	0	0	0	0	0	0	0	0	0	0	0	0	0
(c) Institutions		0	0	0	0	0	0	0	0	0	0	0	0	0	0	0
(d) Foreign Portfolio Investor		0	0	0	0	0	0	0	0	0	0	0	0	0	0	0
(e) Any Other - Body Corporates		0	0	0	0	0	0	0	0	0	0	0	0	0	0	0
Sub-Total (A) (2)		0	0	0	0	0	0	0	0	0	0	0	0	0	0	0
Total Shareholding of Promoter & Promoter Group (A)=(A1)+(A2)		14	1441690	0	0	1441690	26.44	1441690	0	1441690	26.44	0	0	0	0	1151340




Table - III Statement showing shareholding pattern of the Public Shareholder

Category and name of the shareholders (i)	PAN (ii)	No. of Shareholders (iii)	No. of fully paid up equity shares held (iv)	No. of Partly paid up equity shares held (v)	No. of Shares underlying Depository Receipts (vi)	Total nos. share held (vii)=(iv)+(v)+(vi)	Shareholding % as per SCRR, 1957 As a % of (A+B+C2) (viii)	Number of Voting Rights held in each class of securities (ix)			Total as a % of Total voting rights	No. of Shares (x)	No. of Underlying convertible securities (including warrants) (xi)	Total Shareholding as a % assuming full conversion of convertible securities (as a percentage of diluted share capital)	Number of locked in Shares (xii)		Number of Shares pledged or otherwise encumbered (xiii)	Number of Equity shares held in dematerialised form (xiv)
								Class X	Class Y	Total					No. (a)	As a % of total shares held (b)		
Institutions																		
(a) Mutual Funds		4	15800	0	0	15800	0.29	15800	0	15800	0.29	0	0	0	0	0	0	200
(b) Venture Capital Funds		0	0	0	0	0	0	0	0	0	0	0	0	0	0	0	0	0
(c) Alternate Investment Funds		0	0	0	0	0	0	0	0	0	0	0	0	0	0	0	0	0
(d) Foreign Venture Capital Investors		0	0	0	0	0	0	0	0	0	0	0	0	0	0	0	0	0
(e) Foreign Portfolio Investors		0	0	0	0	0	0	0	0	0	0	0	0	0	0	0	0	0
(f) Financial Institutions/Banks		1	1100	0	0	1100	0.02	1100	0	1100	0.02	0	0	0	0	0	0	0
(g) Insurance Companies		0	0	0	0	0	0	0	0	0	0	0	0	0	0	0	0	0
(h) Provident Funds/Pension Funds		0	0	0	0	0	0	0	0	0	0	0	0	0	0	0	0	0
(i) Any other		0	0	0	0	0	0	0	0	0	0	0	0	0	0	0	0	0
(j) Foreign Financial Institutions		0	0	0	0	0	0	0	0	0	0	0	0	0	0	0	0	0
(k) Foreign Institutional Investors		0	0	0	0	0	0	0	0	0	0	0	0	0	0	0	0	0
(l) Sub-Total (B)(1)		5	16900	0	0	16900	0.31	16900	0	16900	0.31	0	0	0	0	0	0	200
(m) Central Government/State Government(s)/President of India		0	0	0	0	0	0	0	0	0	0	0	0	0	0	0	0	0
(n) Sub-Total (B)(2)		0	0	0	0	0	0	0	0	0	0	0	0	0	0	0	0	0
(o) Non-institutions		0	0	0	0	0	0	0	0	0	0	0	0	0	0	0	0	0
(p) Individuals		0	0	0	0	0	0	0	0	0	0	0	0	0	0	0	0	0
(q) i. Individual shareholders holding nominal share capital up to Rs. 2 lakhs. ii. Individual shareholders holding nominal share capital in excess of Rs. 2 lakhs.		2825	1388231	0	0	1388231	25.46	1388231	0	1388231	25.46	0	0	0	0	0	0	1153210
(r) NRFCs registered with RBI		12	697714	0	0	697714	12.79	697714	0	697714	12.79	0	0	0	0	0	0	697714
(s) Employee Trusts		0	0	0	0	0	0	0	0	0	0	0	0	0	0	0	0	0
(t) Overseas Depositors (holding DRs) (balancing figures)		0	0	0	0	0	0	0	0	0	0	0	0	0	0	0	0	0
(u) Any other		0	0	0	0	0	0	0	0	0	0	0	0	0	0	0	0	0
(v) Body Corporates		55	855112	0	0	855112	15.68	855112	0	855112	15.68	0	0	0	0	0	0	691012
(w) Clearing Members		28	83663	0	0	83663	1.53	83663	0	83663	1.53	0	0	0	0	0	0	83663
(x) Non Residents		159	470290	0	0	470290	8.62	470290	0	470290	8.62	0	0	0	0	0	0	44390
(y) Trusts		0	0	0	0	0	0	0	0	0	0	0	0	0	0	0	0	0
(z) Foreign Company		1	500000	0	0	500000	9.17	500000	0	500000	9.17	0	0	0	0	0	0	0
(aa) IEPF Account		0	0	0	0	0	0	0	0	0	0	0	0	0	0	0	0	0
(ab) Sub-Total (B)(3)		3080	3995010	0	0	3995010	73.25	3995010	0	3995010	73.25	0	0	0	0	0	0	2669989
(ac) Total Public Shareholding (B)=(B)(1)+(B)(2)+(B)(3)		3085	4011910	0	0	4011910	73.56	4011910	0	4011910	73.56	0	0	0	0	0	0	2670189






Table - IV Statement showing shareholding pattern of the Non- Promoter - Non Public Shareholder

Category and name of the shareholders (I)	PAN (II)	No. of Shareholders (III)	No. of fully paid up equity shares held (IV)	No. of Partly paid up equity shares held (V)	No. of Shares underlying Depository Receipts (VI)	Total shares nos. held (VII)=(I)+(V)+(VI)	Shareholding % as per SCRR, 1957 As a % of (A+B+C2) (VIII)	Number of Voting Rights held in each class of securities (IX)			Total as a % of (A+B+C) (X)	No. of Shares Underlying Outstanding convertible securities (including warrants) (XI)	Shareholding as a % assuming full conversion of convertible securities (as a percentage of diluted share capital) (XII)	Number of locked in Shares (XIII)	Number of Shares pledged or otherwise encumbered (XIII)	Number of Equity shares held in dematerialised form (XIV)
								Class X	Class Y	Total						
(1)																
(a) Custodian/DR holder																
(i) Name of Dr Holder (if available)		0	0	0	0	0	0	0	0	0	0	0	0	0	0	0
(ii)		0	0	0	0	0	0	0	0	0	0	0	0	0	0	0
(2)																
Employee Benefit Trust (under SEBI (Share based Employee Benefit) Regulations, 2014)		0	0	0	0	0	0	0	0	0	0	0	0	0	0	0
Total Non- Promoter- Non Public Shareholding		0	0	0	0	0	0	0	0	0	0	0	0	0	0	0
C= c(1)+c(2)		0	0	0	0	0	0	0	0	0	0	0	0	0	0	0



Annexure to Table - I Statement Showing Shareholding pattern of the Promoter & Promoter Group

Sno	Category and name of the Shareholders (i)	PAN (ii)	No. of Sharehold as (iii)	No. of fully paid up equity shares held (iv)	No. of partly paid up equity shares held (v)	No. of Shares Underlying Depository Receipts (vi)	Total nos. shares held (vii)=(iv)+(v)+(vi)	Sharehold ing as a % of total (viii) (include roof shares as per scrips) (As % of)	Number of Voting Rights held in each class of securities (ix)			Total as a % of total voting rights	No. of Shares Underlying convertible securities (including warrants) (x)	Total Shareholding as a % assuming full conversion of convertible securities (as a percentage of diluted share capital)	Number of Locked in Shares (xi)	As a % of total shares held (xii)	Number of Shares pledged or otherwise encumbered (xiii)	As a % of total shares held (xiii)	Number of Equity Shares held as dematerialised form (xiv)
									Class X	Class Y	Total								
A	(d) ANY OTHER - GROUP COMPANIES			0	0	0	0	0	0	0	0	0	0	0	0	0	0	0	0
	1. TOTAL TERANEJA PRIVATE LIMITED	AACCR21A		90049	0	0	90049	1.65	0	0	0	0	0	0	0	0	0	0	90049
A	(e) INDIVIDUALS/SPINOU UNPWOED			0	0	0	0	0	0	0	0	0	0	0	0	0	0	0	0
	1. SUDHATVA ABAS	AAP6A23A		72594	0	0	72594	13.31	0	0	0	0	0	0	0	0	0	0	72594
	2. SUDIP PAKODDAN	ASBP286C		60962	0	0	60962	11.01	0	0	0	0	0	0	0	0	0	0	60962
	3. VIJAY KAMRISHIVARI	ASBP056Z		8650	0	0	8650	0.16	0	0	0	0	0	0	0	0	0	0	8650
	4. CHELLAPRA	ASBP056Z		7296	0	0	7296	0.13	0	0	0	0	0	0	0	0	0	0	7296
	5. HIRU ABASA	ASBP4299		3000	0	0	3000	0.05	0	0	0	0	0	0	0	0	0	0	3000
	A. THANASABALI	ASBP1219		1952	0	0	1952	0.04	0	0	0	0	0	0	0	0	0	0	1952
	9. ATAN KANKEI KUNUSAMA	ASBP292H		1700	0	0	1700	0.03	0	0	0	0	0	0	0	0	0	0	1700
	8. SANGEETHA RINI	ASBP2772H		1500	0	0	1500	0.03	0	0	0	0	0	0	0	0	0	0	1500
	6. SANGEETHA RINI	ASBP2772H		1500	0	0	1500	0.03	0	0	0	0	0	0	0	0	0	0	1500
	7. SANGEETHA RINI	ASBP2772H		1500	0	0	1500	0.03	0	0	0	0	0	0	0	0	0	0	1500
	10. SUDHIT SHANDEAN	ASBP4654S		493	0	0	493	0.01	0	0	0	0	0	0	0	0	0	0	493
	20. SUDHIT SHANDEAN	ASBP4654S		493	0	0	493	0.01	0	0	0	0	0	0	0	0	0	0	493
	21. SUDHIT SHANDEAN	ASBP4654S		493	0	0	493	0.01	0	0	0	0	0	0	0	0	0	0	493
	22. SUDHIT SHANDEAN	ASBP4654S		493	0	0	493	0.01	0	0	0	0	0	0	0	0	0	0	493
	23. SUDHIT SHANDEAN	ASBP4654S		493	0	0	493	0.01	0	0	0	0	0	0	0	0	0	0	493
	24. SUDHIT SHANDEAN	ASBP4654S		493	0	0	493	0.01	0	0	0	0	0	0	0	0	0	0	493
	25. SUDHIT SHANDEAN	ASBP4654S		493	0	0	493	0.01	0	0	0	0	0	0	0	0	0	0	493
	26. SUDHIT SHANDEAN	ASBP4654S		493	0	0	493	0.01	0	0	0	0	0	0	0	0	0	0	493
	27. SUDHIT SHANDEAN	ASBP4654S		493	0	0	493	0.01	0	0	0	0	0	0	0	0	0	0	493
	28. SUDHIT SHANDEAN	ASBP4654S		493	0	0	493	0.01	0	0	0	0	0	0	0	0	0	0	493
	29. SUDHIT SHANDEAN	ASBP4654S		493	0	0	493	0.01	0	0	0	0	0	0	0	0	0	0	493
	30. SUDHIT SHANDEAN	ASBP4654S		493	0	0	493	0.01	0	0	0	0	0	0	0	0	0	0	493
	31. SUDHIT SHANDEAN	ASBP4654S		493	0	0	493	0.01	0	0	0	0	0	0	0	0	0	0	493
	32. SUDHIT SHANDEAN	ASBP4654S		493	0	0	493	0.01	0	0	0	0	0	0	0	0	0	0	493
	33. SUDHIT SHANDEAN	ASBP4654S		493	0	0	493	0.01	0	0	0	0	0	0	0	0	0	0	493



Annexure to Table - II Statement showing shareholding pattern of the Public Shareholder holding more than 1% of total number of shares

S.No.	Category and name of the shareholders (i)	PAN (ii)	No of Shares (iii)	No of fully paid up equity shares held (iv)	No of Partly paid up equity shares held (v)	No of Shares underlying Depository Receipts (vi)	Total nos. shares held (vii)=(iv)+(v)+(vi)	Shareholding as a % of total nos. shares (calculated as per SCRR, 1957) (viii) As a % of (A+B+C+D)	Number of Voting Rights held in each class of securities (ix)			Total as a % of voting rights	No of Shares Underlying Outstanding convertible securities (including warrants) (x)	Total Shareholding as a % assuming full conversion of convertible securities (as a percentage of diluted share capital)	Number of locked in Shares (xi)		Number of Shares pledged or encumbered (xii)	As a % of total shares held (xiii)	Number of Equity shares held in dematerialised form (xiv)
									Class X	Class Y	Total				No. (a)	As a % of total shares held (b)			
B	(a) (iii) INDIVIDUAL SHAREHOLDERS HOLDING NOMINAL SHARE CAPITAL IN EXCESS OF RS. 2 LAKHS.		0	0	0	0	0	0	0	0	0	0	0	0	0	0	0	0	0
1	SATISH MEHTA	AAWMA1001D	59147	59147	0	0	59147	1.08	0	59147	1.08	0	0	0	0	0	0	0	59147
2	KUNDE SINGH	ABBS954206L	77249	77249	0	0	77249	1.42	0	77249	1.42	0	0	0	0	0	0	0	77249
3	RAJAT KUMAR RAJEND	AGD9089979G	263412	263412	0	0	263412	4.83	0	263412	4.83	0	0	0	0	0	0	0	263412
B	(ii) CORPORATES		0	0	0	0	0	0	0	0	0	0	0	0	0	0	0	0	0
1	SPECIAL INVESTMENT INDIA PVT LTD	IAA5262876G	145200	145200	0	0	145200	2.65	0	145200	2.65	0	0	0	0	0	0	0	145200
2	INDIA INVESTMENT PVT LTD	IA6593176531L	66531	66531	0	0	66531	1.22	0	66531	1.22	0	0	0	0	0	0	0	66531
3	SRG INVEST PVT LTD	IA865838489	216971	216971	0	0	216971	3.98	0	216971	3.98	0	0	0	0	0	0	0	216971
4	KUNDRA CONSUMER PRIVATE LIMITED	IA865756693	350732	350732	0	0	350732	6.26	0	350732	6.26	0	0	0	0	0	0	0	350732
B	NON RESIDENTS		0	0	0	0	0	0	0	0	0	0	0	0	0	0	0	0	0
1	MARUBIA VELDANDISIA FOREIGN COMPANY	MA800095955	300000	300000	0	0	300000	5.5	0	300000	5.5	0	0	0	0	0	0	0	300000
B	GLOBAL IMPER LTD	GL000095949	500000	500000	0	0	500000	9.17	0	500000	9.17	0	0	0	0	0	0	0	500000

