

**Annexure II  
CATVISION LIMITED**


Shareholding Pattern as on 30/06/2014

**(II) (a) Statement showing details of Depository Receipts (DRs)**

Sr No.	Type of Outstanding DR (ADRs, GDRs,SDRs,etc.	Number of Outstanding DRs	Number of shares underlying outstanding DRs	Shares underlying outstanding DRs as a percentage of total number of shares (i.e. Grand Total (A)+(B) +(C) indicated in the statement at para (1) (a) above )
			NIL	
	<b>TOTAL</b>			

**(II) (b) Statement showing Holding of Depository Receipts (DRs), where underlying shares are in excess of 1% of the total number of shares**

Sr No.	Name of the DR Holder	Type of Outstanding DR (ADRs, GDRs,SDRs,etc.	Number of shares underlying outstanding DRs	Shares underlying outstanding DRs as a percentage of total number of shares (i.e. Grand Total (A)+(B) +(C) indicated in the statement at para (1) (a) above )
			NIL	
	<b>TOTAL</b>			




**Annexure II  
CATVISION LIMITED**

(1) (a) Statement showing Shareholding Pattern as on

30/06/2014

Category code (I)	Category of shareholder (II)	Number of shareholders (III)	Total Number of Shares (IV)	Number of shares held in dematerialized form (V)	Total Shareholding as a percentage of total no. of shares		Shares Pledged or otherwise encumbered	
					As a percentage of (A+B) (VI)	As a percentage of (A+B+C) (VII)	No. of shares (VIII)	As a percentage (IX)=(VIII)/(IV)*100
<b>(A) Shareholding of promoter and promoter Group</b>								
<b>(1) Indian</b>								
(a)	INDIVIDUALS/HUF	23	13,90,384	10,86,784	25.49	25.49	0	0.00
(b)	CENTRAL GOVERNMENT/STATE GOVERNMENT	0	0	0	0.00	0.00	0	0.00
(c)	BODIES CORPORATE	2	1,71,900	0	3.16	3.16	0	0.00
(d)	FINANCIAL INSTITUTIONS/BANKS	0	0	0	0.00	0.00	0	0.00
(e)	ANY OTHER (SPECIFY)	0	0	0	0.00	0.00	0	0.00
	Sub-Total (A) (1)	25	15,62,284	10,86,784	28.65	28.65	0	0.00
<b>(2) Foreign</b>								
(a)	INDIVIDUALS(NRI)/FOREIGN INDIVIDUALS	0	0	0	0.00	0.00	0	0.00
(b)	BODIES CORPORATE	0	0	0	0.00	0.00	0	0.00
(c)	INSTITUTIONS	0	0	0	0.00	0.00	0	0.00
(d)	QUALIFIED FOREIGN INVESTOR	0	0	0	0.00	0.00	0	0.00
(e)	ANY OTHER (SPECIFY)	0	0	0	0.00	0.00	0	0.00
	Sub-Total (A) (2)	0	0	0	0.00	0.00	0	0.00
	Total (A)	25	15,62,284	10,86,784	28.65	28.65	0	0.00
<b>(B) Public shareholding</b>								
<b>(1) Institutions</b>								
(a)	MUTUAL FUNDS/UTI	4	15,800	200	0.29	0.29	0	0.00
(b)	FINANCIAL INSTITUTIONS/BANKS	1	1,100	0	0.02	0.02	0	0.00
(c)	CENTRAL GOVERNMENT/STATE GOVERNMENT	0	0	0	0.00	0.00	0	0.00
(d)	VENTURE CAPITAL FUND	0	0	0	0.00	0.00	0	0.00
(e)	INSURANCE COMPANIES	0	0	0	0.00	0.00	0	0.00
(f)	FOREIGN INSTITUTIONAL INVESTORS	0	0	0	0.00	0.00	0	0.00
(g)	FOREIGN VENTURE CAPITAL INVESTORS	0	0	0	0.00	0.00	0	0.00
(h)	QUALIFIED FOREIGN INVESTOR	0	0	0	0.00	0.00	0	0.00
(i)	MARKET MAKER	0	0	0	0.00	0.00	0	0.00
	Sub-Total	5	16,900	200	0.31	0.31	0	0.00
<b>(2) Non-institutions</b>								
(a)	BODIES CORPORATE	52	12,95,986	12,77,086	23.76	23.76	0	0.00
(b)	i) INDIVIDUALS - HOLD UPTO 1 LAKH (NOM VALUE)	2493	9,93,690	7,44,607	18.22	18.22	0	0.00
	ii) INDIVIDUALS - HOLD ABOVE 1 LAKH (NOM VALUE)	15	6,04,724	6,04,724	11.09	11.09	0	0.00
(c)	ANY OTHER (SPECIFY)- A) CLEARNG MEMBERS	9	11,622	11,622	0.21	0.21	0	0.00
	B) NON-RESIDENTS	169	9,68,394	39,994	17.76	17.76	0	0.00
	C) TRUST	0	0	0	0.00	0.00	0	0.00
	Sub-Total (B) (2)	2738	38,74,416	26,78,033	71.04	71.04	0	0.00
	Total (B)	2743	38,91,316	26,78,233	71.35	71.35	0	0.00
	Total (A+B)	2768	54,53,600	37,65,017	100.00	100.00	0	0.00

Category code	Category of shareholder	NUMBER of shareholders	TOTAL NUMBER of Shares	NUMBER of shares held in dematerialized form	TOTAL SHARES HELD as a percentage of total no. of shares		or otherwise encumbered	
					As a percentage of (A+B) (VI)	As a percentage of (A+B+C) (VII)	No. of shares (VIII)	As a percentage (IX)=(VIII)/(IV)*100
(I)	(II)	(III)	(IV)	(V)	(VI)	(VII)	(VIII)	(IX)
(C)	Shares held by Custodians and against which							
	Depository Receipts have been issued							
	SHARES HELD BY CUSTODIANS	0	0	0	0.00	0.00	0	0.00
	Sub-Total (C)	0	0	0	0.00	0.00	0	0.00
	Total (C)	0	0	0	0.00	0.00	0	0.00
	Grand-Total (A+B+C)	2768	54,53,600	37,65,017	100.00	100.00	0	0.00



Introductory sub-table (I)(a)

Name of the Company: <b>CATVISION LTD</b>			
Scrip Code, Name of the scrip, class of security:			
Quarter ended: 30/06/2014			
<b>Partly paid-up shares:-</b>			
	<b>No. of partly paid-up shares</b>	<b>As a % of total no. of partly paid-up shares</b>	<b>As a % of total no. of shares of the company</b>
Held by promoter/promoter group	0	0	0
Held by public	0	0	0
<b>Total - D</b>	<b>0</b>	<b>0</b>	<b>0</b>
<b>Outstanding convertible securities:-</b>			
	<b>No. of outstanding securities</b>	<b>As a % of total no. of outstanding convertible securities</b>	<b>As a % of total no. of shares of the company, assuming full conversion of the convertible securities</b>
Held by promoter/promoter group	0	0	0
Held by public	0	0	0
<b>Total - E</b>	<b>0</b>	<b>0</b>	<b>0</b>
<b>Warrants:-</b>			
	<b>No. of warrants</b>	<b>As a % of total no. of warrants</b>	<b>As a % of total no. of shares of the company, assuming full conversion of warrants</b>
Held by promoter/promoter group	0	0	0
Held by public	0	0	0
<b>Total - F</b>	<b>0</b>	<b>0</b>	<b>0</b>
<b>Total paid-up capital of the company, assuming full conversion of warrants and convertible securities (Grand Total (A+B+C)+ D+E+F)</b>			<b>5453600</b>


**Total (A+B+C)** 5453600



**Annexure II**  
**CATVISON LIMITED**  
"Promoter and Promoter Group" as on 30/06/2014

(1) (b) Statement showing holding of securities (including shares, warrants, convertible securities) of persons belonging to the category

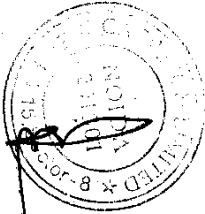
Sl. No.	PAN / DPTD/CLID	Name of the shareholder	Details of Shares held		Exercisable shares <sup>(1)</sup>					Holds of warrants		Holds of convertible		Total shares (including shares pending for conversion of warrants and convertible securities) as a % of total shares
			Number of shares held	As a % of total held (A+B+C)	Number	As a % of Total (D+E)	As a % of exercisable shares (A+B+C) (1.0)	No. of warrants held	As a % of total no. of warrants of the shares	No. of convertible shares held	As a % of total no. of convertible shares of the shares			
1	0001781	A CHELLAPPA	100	0.00	0	0.00	0.00	0.00	0	0.00	0	0.00		
2	IN3013132061887	A THANANGAMMAL	1,550	0.03	0	0.00	0.00	0.00	0	0.00	0	0.00		
3	0001782	A THANANGAMMAL	400	0.01	0	0.00	0.00	0.00	0	0.00	0	0.00		
4	0000006	A SRINIVASAN	50	0.00	0	0.00	0.00	0.00	0	0.00	0	0.00		
5	IN300126/1113329	ATAM PARKASH KHURANA	1,700	0.03	0	0.00	0.00	0.00	0	0.00	0	0.00		
6	0005926	CATVISON WIRELESS CABLE PVT LTD	26,700	0.49	0	0.00	0.00	0.00	0	0.00	0	0.00		
7	IN3013132061844	CHELLAPPA A	7,066	0.13	0	0.00	0.00	0.00	0	0.00	0	0.00		
8	IN3013132061861	CHELLAPPA A	20	0.00	0	0.00	0.00	0.00	0	0.00	0	0.00		
9	IN300118/10380933	CHEBVI DAMODARAN	15,000	0.28	0	0.00	0.00	0.00	0	0.00	0	0.00		
10	IN300118/10380939	HINA ABBAS	3,000	0.06	0	0.00	0.00	0.00	0	0.00	0	0.00		
11	IN300118/10519055	HUSSAIN ZAIDI	38,088	0.70	0	0.00	0.00	0.00	0	0.00	0	0.00		
12	IN300118/10390916	M DAMODARAN	15,000	0.28	0	0.00	0.00	0.00	0	0.00	0	0.00		
13	0000042	R K GAUR	1,800	0.02	0	0.00	0.00	0.00	0	0.00	0	0.00		
14	IN301436/1044079	S JAMSHED ABBAS	42,780	0.78	0	0.00	0.00	0.00	0	0.00	0	0.00		
15	0000044	SAPETAG INTERNATIONAL INDIA PVT LTD	1,45,200	2.66	0	0.00	0.00	0.00	0	0.00	0	0.00		
16	0000008	SANJAY SHARMA	400	0.01	0	0.00	0.00	0.00	0	0.00	0	0.00		
17	0000016	SANJAY HERAMATHI	1,600	0.03	0	0.00	0.00	0.00	0	0.00	0	0.00		
18	IN302366/10383936	SUDHIR DAMODARAN	22,250	0.41	0	0.00	0.00	0.00	0	0.00	0	0.00		
19	IN300118/10380924	SUDHIR DAMODARAN	5,68,325	10.42	0	0.00	0.00	0.00	0	0.00	0	0.00		
20	0000020	SUDHIR DAMODARAN	27,400	0.50	0	0.00	0.00	0.00	0	0.00	0	0.00		
21	0000005	SUDHIR KAURA	50	0.00	0	0.00	0.00	0.00	0	0.00	0	0.00		
22	0000007	SUKARMA SOOD	30	0.00	0	0.00	0.00	0.00	0	0.00	0	0.00		
23	IN302366/10384823	SYED ATHAR ABBAS	27,985	0.51	0	0.00	0.00	0.00	0	0.00	0	0.00		
24	IN300118/10390887	SYED ATHAR ABBAS	6,07,700	11.14	0	0.00	0.00	0.00	0	0.00	0	0.00		
25	0000010	VIJAY MAHESHWARI	8,650	0.16	0	0.00	0.00	0.00	0	0.00	0	0.00		
<b>Grand Total</b>			<b>15,62,284</b>	<b>28.65</b>	<b>0</b>	<b>0.00</b>	<b>0.00</b>	<b>0.00</b>	<b>0</b>	<b>0.00</b>	<b>0</b>	<b>0.00</b>		



**Annexure II  
CATVISION LIMITED**

**(1) (c)(ii) Statement showing holding of securities (including shares, warrants, convertible securities) of persons (together with PAC) belonging to the category "Public" and holding more than 5% of the total number of shares as on 30/06/2014**


Sr. No.	Folio# / DPID, CLTD	Name of the shareholder	Number of shares	Shares as a percentage of total number of shares (A+B+C) in para.(ix) above	Details of warrants		Details of convertible securities		Total shares (including shares assuming full conversion of warrants and convertible securities) as a % of diluted share capital
					No. of Warrants held	As a % of total no. of warrants of the same class	No. of convert-ible sec-urities held	As a % of total no. of convertible securities of the same class	
1	0005949	GLOBAL IMPLEX LTD	8,00,000	14.67					
2	IN3009966/10548848	VIZWISE COMMERCE PRIVATE LIMITED	6,96,737	12.78					
<b>Grand-Total</b>			<b>14,96,737</b>	<b>27.45</b>					



**Annexure II  
CATVISION LIMITED**

**(1) (c)(1) Statement showing holding of securities (including shares, warrants, convertible securities) of persons belonging to the category "Public" and holding more than 1% of the total number of shares as on 30/06/2014**


Sr. No.	Folio / DPID/CIID	Name of the shareholder	Number of shares	Shares as a percentage of total number of shares (A+B+C) in para(D) above	Details of warrants		Details of convertible securities		Total shares (including shares assuming full conversion of warrants and convertible securities) as a % of diluted share capital
					No. of warrants held	As a % of total no. of warrants of the same class	No. of convertible securities held	As a % of total no. of convertible securities of the same class	
1	0005949	GLOBAL IMPREX LTD	8,00,000	14.67					
2	IN300966/10548848	VIZWISE COMMERCE PRIVATE LIMITED	6,96,737	12.78					
3	IN301629/10000089	SUDHA COMMERCIAL COMPANY LIMITED	2,09,000	3.83					
4	IN301549/15301471	KULBIR SINGH	84,542	1.55					
5	12016402/00010701	DEEPRINDER SINGH POONIAN	72,960	1.34					
6	12020600/00762771	SPG FINVEST PVT LTD	66,971	1.23					
7	12018800/00001155	DHEERAJ KUMAR LOHIA	65,690	1.20					
8	IN300020/30048021	VIRENDER PAL MEHTA	62,323	1.14					
9	IN301151/26630649	SATISH MEHTA	59,147	1.08					
10	IN302365/10000130	SHRI PARASRAM HOLDINGS PVT.LTD.	58,920	1.08					
<b>Grand-Total</b>			<b>21,76,290</b>	<b>39.90</b>					



**Annexure II  
CATVISION LIMITED**

**(1) (d) Statement showing details of lock-in shares as on 30/06/2014**

Sr. No.	Folio# / DPID, CLID	Name of the shareholder	Category of Shareholders (promoters/ Public)	Number of shares	Shares as a percentage of total number of shares (i.e Grand total (A+B+C)) in para(I)(a) above
1	0005949	GLOBAL IMPEX LTD	Public	8,00,000	14.67
<b>Grand-Total</b>			<b>8,00,000</b>	<b>14.67</b>	





**Distribution Schedule**  
**CATVISION LIMITED**

Distribution of **Equity Shares** as on **30/06/2014**  
**Total Nominal value of Rs. 54536000.00** Nominal value of each share/unit Rs. **10.00**  
**Total number of shares/units 5453600** Paid up value of each share/unit Rs. **10.00**

**TABLE I**  
**Distribution of holdings**

Shareholding of value of Rs.	Shareholders		Share holdings		
	Number	% to total	Shares	Amount	% to total
UPTO TO 5000	2293	82.84	476972	4769720.00	8.75
5001 TO 10000	247	8.92	216649	2166490.00	3.97
10001 TO 20000	97	3.50	149068	1490680.00	2.73
20001 TO 30000	44	1.59	113963	1139630.00	2.09
30001 TO 40000	8	0.29	28832	288320.00	0.53
40001 TO 50000	17	0.61	79293	792930.00	1.45
50001 TO 100000	24	0.87	188845	1888450.00	3.46
100001 and Above	38	1.37	4199978	41999780.00	77.01
<b>** G Total</b>	<b>2768</b>	<b>100.00</b>	<b>5453600</b>	<b>54536000.00</b>	<b>100.00</b>

