

Format of holding of specified securities

CATVISION LIMITED

1. Name of Listed entity :
2. Scrip Code/Name of Scrip/Class of Sec
3. Share Holding Pattern Filed under : Reg. 31(1)(a)/Reg. 31(1)(b)/Reg. 31(1)(c)
  - a) if under 31(1)(b) then indicate the report for Quarter ending 31/03/2016
  - b) if under 31(1)(c) then indicate date of allotment/extinguishment
4. Declaration: **The Listed entity is required to submit the following declaration to the extent of submission of information :-**

Particulars	Yes *	No *
1 Whether the listed entity has issued any partly paid shares ?		No
2 Whether the listed entity has issued any Convertible Securities or Warrants ?		No
3 Whether the listed entity has any shares against which depository receipts are issued ?		No
4 Whether the listed entity has any shares locked-in?		No
5 Whether any shares held by promoters are pledge or otherwise encumbered ?		No

\* If the Listed entity selects the option 'No' for the questions above, the columns for the partly paid shares, Outstanding Convertible Securities/Warrants, Depository receipts, locked-in shares, No. of shares pledged or otherwise encumbered by promoters, as applicable, shall not be displayed at the time of dissemination on the Stock Exchange website. Also wherever there is 'No' declared by Listed Entity in above table the values will be considered as 'Zero' by default on submission of the format of holding of specified securities.




Table - I Summary Statement holding of specified securities

Category Y (i)	Category of shareholder (ii)	No. of Shares held (iii)	No. of fully paid up equity shares held (iv)	No. of Partly paid up equity shares held (v)	No. of Shares underlying Depository Receipts (vi)	Total nos. shares held (vii)=(iv)+(v)+(vi)	Shareholding as a % of total no. of shares (calculated as per SCRR,1957) (viii) As a % of (A+B+C2)	Number of Voting Rights held in each class of securities (ix)			Total as a % of (A+B+C)	No. of Shares Underlying Outstanding convertible securities (including warrants) (x)	Shareholding as a % assuming full conversion of convertible securities (as a percentage of diluted share capital)	Number of Locked in Shares (xi)		Number of Shares pledged or otherwise encumbered (xiii)	As a % of total shares held (b)	Number of Equity shares held in dematerialised form (xiv)
								Class X	Class Y	Total				As a % of total shares held (b)	As a % of total shares held (b)			
(A)	Promoter & Promoter Group	18	1650333	0	0	1650333	30.26	1650333	0	1650333	30.26	0	0	0	0	0	0	1176033
	Public	2705	3803267	0	0	3803267	69.74	3803267	0	3803267	69.74	0	0	0	0	0	2596693	
	Non Promoter- Non Public	0	0	0	0	0	0	0	0	0	0	0	0	0	0	0	0	0
(C1)	Shares underlying DRs						0	0	0	0	0	0	0	0	0	0	0	0
(C2)	Shares held by Employee Trusts						0	0	0	0	0	0	0	0	0	0	0	0
	Total	2723	5453600	0	0	5453600	100	5453600	0	5453600	100	0	0	0	0	0	0	3772726




Table - II Statement showing shareholding pattern of the Promoter & Promoter Group

(1)	Category and name of the shareholders (f)	PAN (ii)	No. of Shareholders (iii)	No. of Fully paid up equity shares held (iv)	No. of Partly paid up equity shares held (v)	No. of Shares underlying Depository Receipts (vi)	Total nos. shares held (vii)=(iv)+(v)+(vi)	Shareholding % calculated as per SCRR, 1957 (A+B+C)/(VIII) As a % of	No. of Voting Rights (ix)			Total as a % of Total Voting rights	No. of Shares underlying convertible securities (including warrants) (x)	Total Shareholding as a % assuming full conversion of convertible securities (as a percentage of diluted share capital)	Number of Locked in Shares (xi)	Number of Shares pledged or	As a % of total shares held (xii)	Number of Equity shares held in
									Class X	Class Y	Total							
(a)	Indian																	
(b)	Individuals/Hindu undivided Family		16	1389184	0	0	1389184	25.47	1389184	0	1389184	25.47	0	0	0	0	0	1389184
(c)	Central Government/State Government(s)		0	0	0	0	0	0	0	0	0	0	0	0	0	0	0	0
(d)	Financial Institutions/Banks		0	0	0	0	0	0	0	0	0	0	0	0	0	0	0	0
(e)	Any other - Group Companies		2	261149	0	0	261149	4.79	261149	0	261149	4.79	0	0	0	0	0	89249
(2)	Sub-Total (A) (1)		18	1650333	0	0	1650333	30.26	1650333	0	1650333	30.26	0	0	0	0	0	1176033
(a)	Foreign																	
(b)	Individuals/(Non-resident individuals/Foreign Individuals)		0	0	0	0	0	0	0	0	0	0	0	0	0	0	0	0
(c)	Government		0	0	0	0	0	0	0	0	0	0	0	0	0	0	0	0
(d)	Institutions		0	0	0	0	0	0	0	0	0	0	0	0	0	0	0	0
(e)	Foreign Portfolio Investor		0	0	0	0	0	0	0	0	0	0	0	0	0	0	0	0
(f)	Any Other - Body/Corporates		0	0	0	0	0	0	0	0	0	0	0	0	0	0	0	0
(2)	Sub-Total (A) (2)		0	0	0	0	0	0	0	0	0	0	0	0	0	0	0	0
	Total Shareholding of Promoter & Promoter Group		18	1650333	0	0	1650333	30.26	1650333	0	1650333	30.26	0	0	0	0	0	1176033




Table - III Statement showing shareholding pattern of the Public Shareholder

Category and name of the shareholders (I)	PAN (II)	No. of Shareholders (III)	No. of fully paid up equity shares held (IV)	No. of Partly paid up equity shares held (V)	No. of Shares underlying Depository Receipts (VI)	Total nos. shares held (VII)=(IV)+(V)+(VI)	Shareholding % calculated as per SCRR,1957 As a % of (A+B+C2) (VIII)	Number of Voting Rights held in each class of securities (IX)			Total as a % of total voting rights	No. of Shares Underlying Outstanding convertible securities (including warrants) (X)	Total Shareholding as a % assuming full conversion of convertible securities (as a diluter share capital)	Number of Locked in Shares (XI)	As a % of total shares held (c) (XII)	Number of Shares pledged or otherwise encumbered (XIII)	As a % of total shares held (b) (XIV)	Number of Equity shares held in dematerialised form (XV)
								Class X	Class Y	Total								
(1) Institutions																		
(a) Mutual Funds		4	15800	0	0	15800	0.29	15800	0	0	15800	0.29	0	0	0	0	0	200
(b) Venture Capital Funds		0	0	0	0	0	0	0	0	0	0	0	0	0	0	0	0	0
(c) Alternate Investment Funds		0	0	0	0	0	0	0	0	0	0	0	0	0	0	0	0	0
(d) Foreign Venture Capital Investors		0	0	0	0	0	0	0	0	0	0	0	0	0	0	0	0	0
(e) Foreign Portfolio Investors		0	0	0	0	0	0	0	0	0	0	0	0	0	0	0	0	0
(f) Financial Institutions/Banks		1	1100	0	0	1100	0.02	1100	0	0	1100	0.02	0	0	0	0	0	0
(g) Insurance Companies		0	0	0	0	0	0	0	0	0	0	0	0	0	0	0	0	0
(h) Provident Funds/Pension Funds		0	0	0	0	0	0	0	0	0	0	0	0	0	0	0	0	0
(i) Any other		0	0	0	0	0	0	0	0	0	0	0	0	0	0	0	0	0
Foreign Financial Institutions		0	0	0	0	0	0	0	0	0	0	0	0	0	0	0	0	0
Sub-Total (B)(1)		0	0	0	0	0	0	0	0	0	0	0	0	0	0	0	0	0
Central Government/State Government(s)/		5	16900	0	0	16900	0.31	16900	0	0	16900	0.31	0	0	0	0	0	100
President of India		0	0	0	0	0	0	0	0	0	0	0	0	0	0	0	0	0
Sub-Total (B)(2)		0	0	0	0	0	0	0	0	0	0	0	0	0	0	0	0	0
(2) Non-Institutions																		
(a) Individuals																		
i. Individual shareholders holding nominal share capital up to Rs. 2 lakhs.		2461	1084871	0	0	1084871	19.89	1084871	0	0	1084871	19.89	0	0	0	0	0	842397
ii. Individual shareholders holding nominal share capital in excess of Rs. 2 lakhs.		12	827354	0	0	827354	15.17	827354	0	0	827354	15.17	0	0	0	0	0	827354
(b) NREFCs registered with RBI		0	0	0	0	0	0	0	0	0	0	0	0	0	0	0	0	0
(c) Employee Trusts		0	0	0	0	0	0	0	0	0	0	0	0	0	0	0	0	0
(d) Overseas Depositories (Holding DRs) (balancing Figures)		0	0	0	0	0	0	0	0	0	0	0	0	0	0	0	0	0
(e) Any other		0	0	0	0	0	0	0	0	0	0	0	0	0	0	0	0	0
Body Corporates		51	873061	0	0	873061	16.01	873061	0	0	873061	16.01	0	0	0	0	0	854161
Cleaning Members		7	32278	0	0	32278	0.59	32278	0	0	32278	0.59	0	0	0	0	0	32278
Non Residents		168	468803	0	0	468803	8.6	468803	0	0	468803	8.6	0	0	0	0	0	4303
Trusts		2	0	0	0	0	0	0	0	0	0	0	0	0	0	0	0	0
Foreign Company		1	500000	0	0	500000	9.17	500000	0	0	500000	9.17	0	0	0	0	0	0
Sub-Total (B)(3)		2700	3766367	0	0	3766367	69.43	3766367	0	0	3766367	69.43	0	0	0	0	0	2596493
Total Public Shareholding (B)=(B)(1)+(B)(2)+(B)(3)		2705	3803267	0	0	3803267	69.74	3803267	0	0	3803267	69.74	0	0	0	0	0	2596593

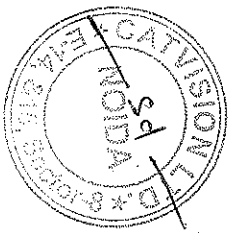




Table - IV Statement showing shareholding pattern of the Non-Promoter - Non Public Shareholder

(1)	Category and name of the shareholders (i)	PAN (ii)	No. of Shareholders (iii)	No. of fully paid up equity shares held (iv)	No. of Partly paid up equity shares held (v)	No. of Shares underlying Depository Receipts (vi)	Total no. shares held (vii)=(iv)+(v)+(vi)	Shareholding % calculated as per SCRR, 1957 As a % of (A+B+C2) (viii)	Number of Voting Rights held in each class of securities (ix)			Total as a % of (A+B+C)	No. of Shares Underlying Outstanding convertible securities (including warrants) (x)	Shareholding as a % assuming full conversion of convertible securities (as a percent age of diluted share capital)	Number of locked in Shares (xii)		Number of Shares pledged or otherwise encumbered (xiii)	Number of Equity shares held in dematerialised form (xiv)
									Class X	Class Y	Total				(a)	(b)		
(1)	Custodian/DR holder																	
(a)	Name of Dr Holder (if available)		0	0	0	0	0	0	0	0	0	0	0	0	0	0	0	0
(i)			0	0	0	0	0	0	0	0	0	0	0	0	0	0	0	0
(ii)			0	0	0	0	0	0	0	0	0	0	0	0	0	0	0	0
(2)	Employee Benefit Trust (under SEBI (Share based Employee Benefit) Regulations, 2014)		0	0	0	0	0	0	0	0	0	0	0	0	0	0	0	0
	Total Non-Promoter- Non Public Shareholding		0	0	0	0	0	0	0	0	0	0	0	0	0	0	0	0
	C= c(1)+c(2)		0	0	0	0	0	0	0	0	0	0	0	0	0	0	0	0



Annexure to Table - II Statement showing shareholding pattern of the Promoter & Promoter Group																			
Slno	Category and name of the shareholders (i)	PAN (ii)	No. of Sharehold as (iii)	No. of fully paid up equity shares held (iv)	No. of Partly paid up equity shares held (v)	No. of Shares Underlying Depository Receipts (vi)	Total nos. shares held (vii)=(iv)+(v)+(vi)	Shareholding as a % of total shares (calculate as per SCRR, 1957) (viii)	Number of Voting Rights held in each class of securities (ix)			Total as a % of total voting rights	No. of Shares Underlying Outstanding convertible securities (including warrants) (x)	Total Shareholding as a % assuming full conversion of convertible securities (as a percentage of diluted share capital)	Number of locked in Shares (xi)	As a % of total shares held (b)	Number of Shares pledged or otherwise encumbered (xii)	As a % of total shares held (b)	Number of Equity shares held in dematerialized form (xiii)
									Class X	Class Y	Total								
A	(G) ANY OTHER - GROUP COMPANIES		0	0	0	0	0	0	0	0	0	0	0	0	0	0	0	0	0
1	SAWTEG INTERNATIONAL INDIA PVT LTD	AAAC66677G	145700	145700	0	0	145700	2.66	145200	0	0	145200	2.66	0	0	0	0	0	0
2	TOTAL TELEMEDIA PRIVATE LIMITED (AN INDIVIDUALS/HINDU UNDIVIDED FAMILY)	AAAC002821A	115949	115949	0	0	115949	2.13	115949	0	0	115949	2.13	0	0	0	0	0	89249
1	STEED ATITHI ABBAS	AAWD42290A	0	0	0	0	0	0	0	0	0	0	0	0	0	0	0	0	0
2	SUDHIR DAMODARAN	AAEP048651U	635685	635685	0	0	635685	11.66	635685	0	0	635685	11.66	0	0	0	0	0	635685
3	SAMSHED ABBAS	AAEP20210U	617975	617975	0	0	617975	11.33	617975	0	0	617975	11.33	0	0	0	0	0	33172
4	RUSSANI ZADI	AAEP27249Q	42780	42780	0	0	42780	0.78	42780	0	0	42780	0.78	0	0	0	0	0	42780
5	M DAMODARAN	AAEP06310E	38088	38088	0	0	38088	0.7	38088	0	0	38088	0.7	0	0	0	0	0	38088
6	CHERU DAMODARAN	AAEP04051G	15000	15000	0	0	15000	0.28	15000	0	0	15000	0.28	0	0	0	0	0	15000
7	VJAY MAHESHWARI	AAEP04051G	8650	8650	0	0	8650	0.16	8650	0	0	8650	0.16	0	0	0	0	0	15000
8	CHETLAPPA A	AAEP00868P	7206	7206	0	0	7206	0.13	7206	0	0	7206	0.13	0	0	0	0	0	7206
9	HINA ABBAS	AAEP04029N	3000	3000	0	0	3000	0.05	3000	0	0	3000	0.05	0	0	0	0	0	3000
10	A THANGAMMAL	AACT19124I	1950	1950	0	0	1950	0.04	1950	0	0	1950	0.04	0	0	0	0	0	3000
11	ATMAN PARVATHI KURUANA	AAEP00235H	1700	1700	0	0	1700	0.03	1700	0	0	1700	0.03	0	0	0	0	0	50
12	SAMEER HERAMANTH		1600	1600	0	0	1600	0.03	1600	0	0	1600	0.03	0	0	0	0	0	50
13	SANJAY SHANIVA		400	400	0	0	400	0.01	400	0	0	400	0.01	0	0	0	0	0	1700
14	SUKARMA SOOD		50	50	0	0	50	0	50	0	0	50	0	0	0	0	0	0	0
15	ANITA KHARE		50	50	0	0	50	0	50	0	0	50	0	0	0	0	0	0	0
16	SUDHIR KALUA		50	50	0	0	50	0	50	0	0	50	0	0	0	0	0	0	0



Annexure to Table - III Statement showing shareholding pattern of the Public Shareholder holding more than 1% of total number of shares

S No.	Category and name of the shareholder (i)	PAN (ii)	No. of Shareholders (iii)	No. of fully paid up equity shares held (iv)	No. of Partly paid up equity shares held (v)	No. of Shares underlying Depository Receipts (vi)	Total nos. shares held (vii)=(iv)+(v)+(vi)	Shareholding as a % of total no. of shares (calculated as per SCRR,1957) (viii) As a % of (A+B+C2)	No. of Voting Rights			Total as a % of total voting rights	Held Shares Outstanding convertible securities (including warrants) (ix)	Total Shareholding as a % assuming full conversion of convertible securities (as a percentage of diluted share cap.) (x)	Number of locked in shares (xi)	As a % of total shares held (xii)	Number of Shares held of offshore (xiii)	As a % of total shares held (xiv)	Number of Equity Shares held in demat mode (from ISV) (xv)	
									Class X	Class Y	Total									
B	(A) (i) INDIVIDUAL SHAREHOLDERS HOLDING MEMORIAL SHARE CAPITAL IN EXCESS OF RS. 2 LAKH																			
1	KATIL ZYNA	ATYR7294L	0	263412	0	0	263412	4.83	0	0	0	0	0	0	0	0	0	0	0	263412
2	OSEROU KUMAR (OHIA)	OHYK2171L	0	126590	0	0	126590	2.3	0	0	0	0	0	0	0	0	0	0	0	126590
3	KULBIS SINGH	84542	0	84542	0	0	84542	1.55	0	0	0	0	0	0	0	0	0	0	0	84542
4	VARENDER PAL MEHTA	62323	0	62323	0	0	62323	1.14	0	0	0	0	0	0	0	0	0	0	0	62323
5	SANISH MEHTA	59147	0	59147	0	0	59147	1.08	0	0	0	0	0	0	0	0	0	0	0	59147
B	BODY CORPORATES																			
1	VIPRAE COMMERCE PRIVATE LIMITED	AARCS1660	0	396737	0	0	396737	7.27	0	0	0	0	0	0	0	0	0	0	0	396737
2	SPEC FINVEST PVT LTD	AARCS334P	0	216971	0	0	216971	3.98	0	0	0	0	0	0	0	0	0	0	0	216971
3	CAMEL FOODS PVT LTD.	AARCC294H	0	82381	0	0	82381	1.51	0	0	0	0	0	0	0	0	0	0	0	82381
B	NON RESIDENTS																			
1	MARINA TELANGANSKA		0	300000	0	0	300000	5.5	0	0	0	0	0	0	0	0	0	0	0	300000
B	FOREIGN COMPANY																			
1	GLOBAL IMBX LTD		0	500000	0	0	500000	9.17	0	0	0	0	0	0	0	0	0	0	0	500000

