


Introductory sub-table (I)(a)

Name of the Company: CATVISION PRODUCTS LTD			
Scrip Code, Name of the scrip, class of security:			
Quarter ended: 30/06/2015			
Partly paid-up shares:-			
	No. of partly paid-up shares	As a % of total no. of partly paid-up shares	As a % of total no. of shares of the company
Held by promoter/promoter group	0	0	0
Held by public	0	0	0
Total - D	0	0	0
Outstanding convertible securities:-			
	No. of outstanding securities	As a % of total no. of outstanding convertible securities	As a % of total no. of shares of the company, assuming full conversion of the convertible securities
Held by promoter/promoter group	0	0	0
Held by public	0	0	0
Total - E	0	0	0
Warrants:-			
	No. of warrants	As a % of total no. of warrants	As a % of total no. of shares of the company, assuming full conversion of warrants
Held by promoter/promoter group	0	0	0
Held by public	0	0	0
Total - F	0	0	0
Total paid-up capital of the company, assuming full conversion of warrants and convertible securities (Grand Total (A+B+C)+ D+E+F)			
	5453600		0

Total (A+B+C)	5453600
----------------------	----------------




**Annexure II
CATVISION LIMITED**

(1) (a) Statement showing Shareholding Pattern as on

30/06/2015

Category code (I)	Category of shareholder (II)	Number of shareholders (III)	Total Number of Shares (IV)	Number of shares held in dematerialized form (V)	Total Shareholding as a percentage of total no. of shares		Shares Pledged or otherwise encumbered	
					As a percentage of (A+B) (VI)	As a percentage of (A+B+C) (VII)	No. of shares (VIII)	As a percentage (IX)=(VIII)/(IV)*100
(A) Shareholding of promoter and promoter Group								
(1) Indian								
(a)	INDIVIDUALS/RUF	22	13,89,184	10,86,784	25.47	25.47	0	0.00
(b)	CENTRAL GOVERNMENT/STATE GOVERNMENT	0	0	0	0.00	0.00	0	0.00
(c)	BODIES CORPORATE	2	1,71,900	0	3.15	3.15	0	0.00
(d)	FINANCIAL INSTITUTIONS/BANKS	0	0	0	0.00	0.00	0	0.00
(e)	ANY OTHER (SPECIFY)	0	0	0	0.00	0.00	0	0.00
	Sub-Total (A) (1)	24	15,61,084	10,86,784	28.62	28.62	0	0.00
(2) Foreign								
(a)	INDIVIDUALS(NRI)/FOREIGN INDIVIDUALS	0	0	0	0.00	0.00	0	0.00
(b)	BODIES CORPORATE	0	0	0	0.00	0.00	0	0.00
(c)	INSTITUTIONS	0	0	0	0.00	0.00	0	0.00
(d)	QUALIFIED FOREIGN INVESTOR	0	0	0	0.00	0.00	0	0.00
(e)	ANY OTHER (SPECIFY)	0	0	0	0.00	0.00	0	0.00
	Sub-Total (A) (2)	0	0	0	0.00	0.00	0	0.00
	Total (A)	24	15,61,084	10,86,784	28.62	28.62	0	0.00
(B) Public shareholding								
(1) Institutions								
(a)	MUTUAL FUNDS/UTI	4	15,800	200	0.29	0.29	0	0.00
(b)	FINANCIAL INSTITUTIONS/BANKS	1	1,100	0	0.02	0.02	0	0.00
(c)	CENTRAL GOVERNMENT/STATE GOVERNMENT	0	0	0	0.00	0.00	0	0.00
	VENTURE CAPITAL FUND	0	0	0	0.00	0.00	0	0.00
(e)	INSURANCE COMPANIES	0	0	0	0.00	0.00	0	0.00
(f)	FOREIGN INSTITUTIONAL INVESTORS	0	0	0	0.00	0.00	0	0.00
(g)	FOREIGN VENTURE CAPITAL INVESTORS	0	0	0	0.00	0.00	0	0.00
(h)	QUALIFIED FOREIGN INVESTOR	0	0	0	0.00	0.00	0	0.00
	Sub-Total (B) (1)	5	16,900	200	0.31	0.31	0	0.00
(2) Non-institutions								
(a)	BODIES CORPORATE	53	12,85,354	12,66,454	23.57	23.57	0	0.00
(b)	i) INDIVIDUALS -HOLD UPTO 1 LAKH (NOM VALUE)	2457	9,71,134	7,25,060	17.80	17.80	0	0.00
	ii) INDIVIDUALS -HOLD ABOVE 1 LAKH (NOM VALUE)	17	6,37,305	6,37,305	11.69	11.69	0	0.00
(c)	ANY OTHER (SPECIFY)- CLEARING MEMBERS	3	12,929	12,929	0.24	0.24	0	0.00
	NON-RESIDENTS	168	1,68,894	40,494	3.10	3.10	0	0.00
	FOREIGN COMPANY	1	8,00,000	0	14.67	14.67	0	0.00
	TRUSTS	0	0	0	0.00	0.00	0	0.00
	Sub-Total (B) (2)	2699	38,75,616	26,82,242	71.07	71.07	0	0.00
	Total (B)	2704	38,92,516	26,82,442	71.38	71.38	0	0.00
	Total (A+B)	2728	64,53,600	37,69,226	100.00	100.00	0	0.00

Category code (I)	Category of shareholder (II)	Number of shareholders (III)	Total Number of Shares (IV)	Number of shares held in dematerialized form (V)	Total Shareholding as a percentage of total no. of shares		Shares Pledged or otherwise encumbered	
					As a percentage of (A+B) (VI)	As a percentage of (A+B+C) (VII)	No. of shares (VIII)	As a percentage (IX)=(VIII)/(IV)*100
(C)	Shares held by Custodians and against which							
	Depository Receipts have been issued							
	SHARES HELD BY CUSTODIANS	0	0	0	0.00	0.00	0	0.00
	Sub-Total (C)	0	0	0	0.00	0.00	0	0.00
	Total (C)	0	0	0	0.00	0.00	0	0.00
	Grand-Total (A+B+C)	2728	54,53,600	37,69,226	100.00	100.00	0	0.00



Annexure II
CATVISION LIMITED
(1) (b) Statement showing holding of securities (including shares,warrants,convertible securities) of persons belonging to the category "Promoter and Promoter Group" as on 30/06/2015


Sl. No.	Folio/# / DPID/CIID	Name of the shareholder	Details of Shares held		Encumbered shares ^(*)			Details of warrants		Details of convertible securities		Total shares (including shares amounting full conversion of warrants securities) as a % of diluted share capital
			Number of shares held	As a % of grand total (A)+(B)+(C)	Number	As a per-centage (III)*100	As a % of grand total (A)+(D)+(C) of sub-classes (I) (a)	No. of Warrants held	As a % of total no. of warrants of the same class	No. of convert-ible sec-urities held	As a % of total no. of convertible securities of the same class	
1	0001781	A CHELLAPPA	100	0.00	0	0.00	0.00	0	0.00	0	0.00	
2	IN301312/20661887	A THANGAMMAL	1,350	0.03	0	0.00	0.00	0	0.00	0	0.00	
3	0001782	A THANGAMMAL	400	0.01	0	0.00	0.00	0	0.00	0	0.00	
4	0000006	A SRINIVASAN										
5	IN300126/1113829	ANITA KHARE	50	0.00	0	0.00	0.00	0	0.00	0	0.00	
6	0095926	ATAM PARKASH KHURANA	1,700	0.03	0	0.00	0.00	0	0.00	0	0.00	
7	IN301312/20661844	CATVISION WIRELESS CABLE PVT.LTD	26,700	0.49	0	0.00	0.00	0	0.00	0	0.00	
8	IN301313/20661861	CHELLAPPA A	7,086	0.13	0	0.00	0.00	0	0.00	0	0.00	
9	IN300118/10390933	CHELLAPPA A	20	0.00	0	0.00	0.00	0	0.00	0	0.00	
10	IN300118/10390789	CHERYL DAMODARAN	15,000	0.28	0	0.00	0.00	0	0.00	0	0.00	
11	IN300118/10519055	HINA ABBAS	3,000	0.06	0	0.00	0.00	0	0.00	0	0.00	
12	IN300118/10390916	HUSSAIN ZAIDI	38,088	0.70	0	0.00	0.00	0	0.00	0	0.00	
13	IN301436/10434079	M DAMODARAN	15,000	0.28	0	0.00	0.00	0	0.00	0	0.00	
14	0000094	S JAMSHED ABBAS	42,780	0.78	0	0.00	0.00	0	0.00	0	0.00	
15	0000908	SABTJAG INTERNATIONAL INDIA PVT LTD	1,45,200	2.66	0	0.00	0.00	0	0.00	0	0.00	
16	0000016	SANJAY SHARMA	400	0.01	0	0.00	0.00	0	0.00	0	0.00	
17	IN302365/10683996	SANJEEV HERAMATH	1,600	0.03	0	0.00	0.00	0	0.00	0	0.00	
18	IN300118/10390924	SUDHIR DAMODARAN	22,250	0.41	0	0.00	0.00	0	0.00	0	0.00	
19	0000020	SUDHIR DAMODARAN	5,68,325	10.42	0	0.00	0.00	0	0.00	0	0.00	
20	0000005	SUDHIR DAMODARAN	27,400	0.50	0	0.00	0.00	0	0.00	0	0.00	
21	0000007	SUDHIR KAURA	50	0.00	0	0.00	0.00	0	0.00	0	0.00	
22	IN302365/10684823	SUKARMA SOOD	50	0.00	0	0.00	0.00	0	0.00	0	0.00	
23	IN300118/10390887	SYED ATHAR ABBAS	27,985	0.51	0	0.00	0.00	0	0.00	0	0.00	
24	0000010	SYED ATHAR ABBAS	6,07,700	11.14	0	0.00	0.00	0	0.00	0	0.00	
		VIAAY MAHESHWARI	8,650	0.16	0	0.00	0.00	0	0.00	0	0.00	
		Grand Total	15,61,084	28.62	0	0.00	0.00	0	0.00	0	0.00	



**Annexure II
CATVISION LIMITED**

(1) (c)(i) Statement showing holding of securities (including shares,warrants,convertible securities) of persons belonging to the category "Public" and holding more than 1% of the total number of shares as on 30/06/2015


Sr. No.	Folio# / DPID,CLID	Name of the shareholder	Number of shares	Shares as a percentage of total number of shares (i.e Grand total (A+B+C)) in para(D)(a) above	Details of warrants		Details of convertible securities		Total shares (including shares assuming full conversion of warrants and convertible securities) as a % of diluted share capital
					No. of Warrants held	As a % of total no. of warrants of the same class	No. of convertible securities held	As a % of total no. of convertible securities of the same class	
1	0005949	GLOBAL IMPEX LTD	8,00,000	14.67					
2	IN300966/10548848	VIZWISE COMMERCE PRIVATE LIMITED	6,96,737	12.78					
3	IN301629/10000089	SUDHA COMMERCIAL COMPANY LIMITED	2,09,399	3.84					
4	IN301549/15301471	KULBIR SINGH	84,542	1.55					
5	12016402/00010701	DEEPIK SINGH POONIAN	73,541	1.35					
6	12020600/00762771	SPG FINVEST PVT LTD	66,971	1.23					
7	12018800/00001155	DHEERAJ KUMAR LOHIA	65,690	1.20					
8	IN302365/10000130	SHRI PARASRAM HOLDINGS PVT.LTD.	65,622	1.20					
9	IN300020/30048021	VIRENDER PAL MEHTA	62,323	1.14					
10	IN301151/26630649	SATISH MEHTA	59,147	1.08					
Grand-Total			21,83,972	40.04					



**Annexure II
CATVISION LIMITED**

(1) (c)(ii) Statement showing holding of securities (including shares, warrants, convertible securities) of persons (together with PAC) belonging to the category "Public" and holding more than 5% of the total number of shares as on 30/06/2015


Sr. No.	Folio# / DPID, CLID	Name of the shareholder	Number of shares	Shares as a percentage of total number of shares (i.e Grand total (A+B+C)) in para(D)(a) above	Details of warrants			Details of convertible securities			Total shares (including shares assuming full conversion of warrants and convertible securities) as a % of diluted share capital
					No. of Warrants held	As a % of total no. of warrants of the same class	No. of convertible securities held	As a % of total no. of convertible securities of the same class			
1	0005949	GLOBAL IMPEX LTD	8,00,000	14.67	-	-	-	-	-	-	
2	IN300966/10548848	VIZWISE COMMERCE PRIVATE LIMITED	6,96,737	12.78	-	-	-	-	-	-	
Grand-Total			14,96,737	27.45	-	-	-	-	-	-	



**Annexure II
CATVISION LIMITED**

(1) (d) Statement showing details of lock-in shares as on 30/06/2015

Sr. No.	Folio# / DPID, CLID	Name of the shareholder	Category of Shareholders (promoters/ Public)	Number of shares	Shares as a percentage of total number of shares (i.e Grand total (A+B+C)) in para(I)(a) above
		NIL		NIL	NIL
Grand-Total				NIL	NIL



Distribution Schedule
CATVISION LIMITED

Distribution of **Equity Shares** as on **30/06/2015**
Total Nominal value of Rs. 54536000.00 Nominal value of each share/unit Rs. **10.00**
Total number of shares/units 5453600 Paid up value of each share/unit Rs. **10.00**

TABLE I
Distribution of holdings

Shareholding of value of Rs.	Shareholders		Share holdings		
	Number	% to total	Shares	Amount	% to total
UPTO TO 5000	2260	82.84	469076	4690760.00	8.60
5001 TO 10000	236	8.65	206614	2066140.00	3.79
10001 TO 20000	105	3.85	160680	1606800.00	2.95
20001 TO 30000	40	1.47	102737	1027370.00	1.88
30001 TO 40000	9	0.33	32702	327020.00	0.60
40001 TO 50000	15	0.55	70352	703520.00	1.29
50001 TO 100000	23	0.84	182695	1826950.00	3.35
100001 and Above	40	1.47	4228744	42287440.00	77.54
** G Total	2728	100.00	5453600	54536000.00	100.00



**Annexure II
CATVISION LIMITED**

Shareholding Pattern as on 30/06/2015

(I) (a) Statement showing details of Depository Receipts (DRs)

Sr No.	Type of Outstanding DR (ADRs, GDRs, SDRs, etc.)	Number of Outstanding DRs	Number of shares underlying outstanding DRs	Shares underlying outstanding DRs as a percentage of total number of shares {i.e. Grand Total (A)+(B)+(C) indicated in the statement at para (1) (a) above }
			NIL	
	TOTAL			

(II) (b) Statement showing Holding of Depository Receipts (DRs), where underlying shares are in excess of 1% of the total number of shares

Sr No.	Name of the DR Holder	Type of Outstanding DR (ADRs, GDRs, SDRs, etc.)	Number of shares underlying outstanding DRs	Shares underlying outstanding DRs as a percentage of total number of shares {i.e. Grand Total (A)+(B)+(C) indicated in the statement at para (1) (a) above }
			NIL	
	TOTAL			

