

Format of holding of specified securities

CATVISION LIMITED

1. Name of Listed entity :
2. Scrip Code/Name of Scrip/Class of Sec
3. Share Holding Pattern Filed under : Reg. 31(1)(a)/Reg. 31(1)(b)/Reg. 31(1)(c)
 - a) if under 31(1)(b) then indicate the report for Quarter ending 30/06/2017
 - b) if under 31(1)(c) then indicate date of allotment/extinguishment
4. Declaration: **The listed entity is required to submit the following declaration to the extent of submission of information :-**

Particulars	Yes*	No*
1 Whether the listed entity has issued any partly paid shares ?		No
2 Whether the listed entity has issued any Convertible Securities or Warrants ?		No
3 Whether the listed entity has any shares against which depository receipts are issued ?		No
4 Whether the listed entity has any shares locked-in?		No
5 Whether any shares held by promoters are pledge or otherwise encumbered ?		No

* If the Listed entity selects the option 'No' for the questions above, the columns for the partly paid shares, Outstanding Convertible Securities/Warrants, Depository receipts, locked-in shares, No. of shares pledged or otherwise encumbered by promoters, as applicable, shall not be displayed at the time of dissemination on the Stock Exchange website. Also wherever there is 'No' declared by Listed Entity in above table the values will be considered as 'Zero' by default on submission of the format of holding of specified securities.



CATVISION LIMITED As on 30/06/2017
Table - 1 Summary Statement holding of specified securities

Category (i)	Category of shareholder (ii)	No. of Shares held (iii)	No. of fully paid up equity shares held (iv)	No. of Partly paid up equity shares held (v)	No. of Shares underlying Depository Receipts (vi)	Total nos. shares held (vii)=(iv)+(v)+(vi)	Shareholding as a % of total no. of shares (calculated as per SCRR,1957) (viii) As a % of (A+B+C2)	Number of Voting Rights held in each class of securities (ix)			No. of Shares underlying convertible securities (including warrants) (x)	Shareholding as a % assuming full conversion of convertible securities (as a percentage of diluted share capital)	Number of locked in Shares (xii)		Number of Shares pledged or otherwise encumbered (xiii)	As a % of total shares held (b)	Number of Equity shares held in dematerialised form (xiv)
								Class X	Class Y	Total			No. (a)	As a % of total shares held (b)			
(A)	Promoter & Promoter Group	18	1698293	0	0	1698293	31.14				31.14		0	0	0	0	1250493
(B)	Public	2675	3755307	0	0	3755307	68.86				68.86		0	0	0	0	254936
(C)	Non Promoter - Non Public	0	0	0	0	0	0				0		0	0	0	0	0
(C1)	Shares underlying DRS						0				0		0	0	0	0	0
(C2)	Shares held by Employee Trusts						0				0		0	0	0	0	0
	Total	2693	5453600	0	0	5453600	100				100		0	0	0	0	3805429




Table - II Statement showing shareholding pattern of the Promoter & Promoter Group

Category and name of the shareholders (i)	PAN (ii)	No. of Shares (iii)	No. of fully paid up equity shares held (iv)	No. of Partly paid up equity shares held (v)	No. of Shares underlying Depository Receipts (vi)	Total nos. shares held (vii)=(iv)+(v)+(vi)	Shareholding % calculated as per SCRR, 1957 As a % of (A+B+C2) (viii)	Number of Voting Rights held in each class of securities (ix)			Total as a % of Total Voting Rights	No. of Shares Underlying convertible securities (including warrants) (x)	Total Shareholding as a % assuming full conversion of convertible securities (as a percentage of diluted share capital)	Number of Locked in Shares (xi)	of Shares pledged or otherwise (xii)	As a % of total shares held (xiii)	Equity shares held in dematerial form
								Class X	Class Y	Total							
(1) Indian								Class X	Class Y	Total							
(a) Individuals/Hindu undivided Family		16	16	0	0	16	26.84	16	0	16	26.84	0	0	0	0	0	16
(b) Central Government/State Government(s)		0	0	0	0	0	0	0	0	0	0	0	0	0	0	0	0
(c) Financial Institutions/Banks		0	0	0	0	0	0	0	0	0	0	0	0	0	0	0	0
(d) Any other - Group Companies		2	23449	0	0	23449	4.3	23449	0	23449	4.3	0	0	0	0	0	89249
Sub-Total (A) (1)		18	1698293	0	0	1698293	31.14	1698293	0	1698293	31.14	0	0	0	0	0	1250493
(2) Foreign																	
(a) Individuals/(Non-Resident Individuals)/Foreign Individuals)		0	0	0	0	0	0	0	0	0	0	0	0	0	0	0	0
(b) Government		0	0	0	0	0	0	0	0	0	0	0	0	0	0	0	0
(c) Institutions		0	0	0	0	0	0	0	0	0	0	0	0	0	0	0	0
(d) Foreign Portfolio Investor		0	0	0	0	0	0	0	0	0	0	0	0	0	0	0	0
(e) Any Other - Body Corporates		0	0	0	0	0	0	0	0	0	0	0	0	0	0	0	0
Sub-Total (A) (2)		0	0	0	0	0	0	0	0	0	0	0	0	0	0	0	0
Total Shareholding of Promoter & Promoter Group (A)=(A1)+(A2)		18	1698293	0	0	1698293	31.14	1698293	0	1698293	31.14	0	0	0	0	0	1250493




Table - III Statement showing shareholding pattern of the Public Shareholder

Category and name of the shareholders (I)	PAN (II)	No. of Shares held (III)	No. of fully paid up equity shares held (IV)	No. of Partly paid up equity shares held (V)	No. of Shares underlying Depository Receipts (VI)	Total nos. shares held (VII)=(IV+V+VI)	Shareholding % calculated as per SCRR, 1957 As a % of (A+B+C2) (VIII)	Number of Voting Rights held in each class of securities (IX)			No. of Shares Underlying Outstanding convertible securities (as a % of diluted share capital) (X)	Total Shareholding as a % assuming full conversion of convertible securities (as a percentage of diluted share capital)	Number of Locked in Shares (XI)	As a % of total shares held (II)	Number of Shares pledged or otherwise encumbered (XII)	As a % of total shares held (Ib)	Number of Equity Shares held in dematerialised form (XIV)
								Class X	Class Y	Total							
(1) Institutions																	
(a) Mutual Funds		4	15800	0	0	15800	0.29	15800	0	15800	0.29	0	0	0	0	0	200
(b) Venture Capital Funds		0	0	0	0	0	0	0	0	0	0	0	0	0	0	0	0
(c) Alternate Investment Funds		0	0	0	0	0	0	0	0	0	0	0	0	0	0	0	0
(d) Foreign Venture Capital Investors		0	0	0	0	0	0	0	0	0	0	0	0	0	0	0	0
(e) Foreign Portfolio Investors		0	0	0	0	0	0	0	0	0	0	0	0	0	0	0	0
(f) Financial Institutions/Banks		1	1100	0	0	1100	0.02	1100	0	1100	0.02	0	0	0	0	0	0
(g) Insurance Companies		0	0	0	0	0	0	0	0	0	0	0	0	0	0	0	0
(h) Provident Funds/Pension Funds		0	0	0	0	0	0	0	0	0	0	0	0	0	0	0	0
(i) Any other		0	0	0	0	0	0	0	0	0	0	0	0	0	0	0	0
(j) Foreign Financial Institutions		0	0	0	0	0	0	0	0	0	0	0	0	0	0	0	0
(k) Foreign Institutional Investors		0	0	0	0	0	0	0	0	0	0	0	0	0	0	0	0
(l) Sub-Total (B)(1)		5	16900	0	0	16900	0.31	16900	0	16900	0.31	0	0	0	0	0	200
(2) Central Government/State Government(s)/President of India		0	0	0	0	0	0	0	0	0	0	0	0	0	0	0	0
(3) Sub-Total (B)(2)		0	0	0	0	0	0	0	0	0	0	0	0	0	0	0	0
(3) Non-Institutions																	
(a) Individuals																	
i. Individual shareholders holding nominal share capital up to Rs. 2 lakhs.		2438	1064040	0	0	1064040	19.51	1064040	0	1064040	19.51	0	0	0	0	0	826169
ii. Individual shareholders holding nominal share capital in excess of Rs. 2 lakhs.		13	828322	0	0	828322	15.19	828322	0	828322	15.19	0	0	0	0	0	828322
(b) NRFCs registered with RBI		0	0	0	0	0	0	0	0	0	0	0	0	0	0	0	0
(c) Employee Trusts		0	0	0	0	0	0	0	0	0	0	0	0	0	0	0	0
(d) Overseas Depositories (holding DRs) (balancing figures)		0	0	0	0	0	0	0	0	0	0	0	0	0	0	0	0
(e) Any other		0	0	0	0	0	0	0	0	0	0	0	0	0	0	0	0
(f) Body Corporates		47	843881	0	0	843881	15.47	843881	0	843881	15.47	0	0	0	0	0	824881
(g) Clearing Members		13	41029	0	0	41029	0.75	41029	0	41029	0.75	0	0	0	0	0	41029
(h) Non Residents		138	461135	0	0	461135	8.46	461135	0	461135	8.46	0	0	0	0	0	34235
(i) Trusts		0	0	0	0	0	0	0	0	0	0	0	0	0	0	0	0
(j) Foreign Company		1	500000	0	0	500000	9.17	500000	0	500000	9.17	0	0	0	0	0	0
(k) Sub-Total (B)(3)		2670	3738407	0	0	3738407	68.55	3738407	0	3738407	68.55	0	0	0	0	0	254436
(l) Total Public Shareholding (B)=(B)(1)+(B)(2)+(B)(3)		2675	3755307	0	0	3755307	68.86	3755307	0	3755307	68.86	0	0	0	0	0	254936





Table - IV Statement showing shareholding pattern of the Non-Promoter - Non Public Shareholder

(1)	Category and name of the shareholders (I)	PAN (II)	No. of Shareholders (III)	No. of fully paid up equity shares held (iv)	No. of Partly paid up equity shares held (v)	No. of Shares underlying Depository Receipts (VI)	Total shares held (VII)=(I)+(V)+(VI)	Shareholding % calculated as per SCRR, 1957 As a % of (A+B+C2) (VIII)	Number of Voting Rights held in each class of securities (IX)			Total as a % of (A+B+C)	No. of Shares Underlying Outstanding convertible securities (including warrants) (X)	Shareholding as a % assuming full conversion of convertible securities (as a percent age of diluted share capital)	Number of locked in Shares (XII)	Number of Shares pledged or otherwise encumbered (XIII)	Number of Equity shares held in dematerialised form (XIV)
									Class X	Class Y	Total						
(1)	Custodian/DR holder																
(a)	Name of Dr Holder (if available)		0	0	0	0	0	0	0	0	0	0	0	0	0	0	0
(i)			0	0	0	0	0	0	0	0	0	0	0	0	0	0	0
(ii)			0	0	0	0	0	0	0	0	0	0	0	0	0	0	0
(2)	Employee Benefit Trust (under SEBI (Share based Employee Benefit) Regulations, 2014)		0	0	0	0	0	0	0	0	0	0	0	0	0	0	0
	Total Non-Promoter- Non Public Shareholding		0	0	0	0	0	0	0	0	0	0	0	0	0	0	0
	C= c(1)+c(2)		0	0	0	0	0	0	0	0	0	0	0	0	0	0	0



Sno	Category and name of the Shareholders (i)	PAN (ii)	No of Sharehold up equity shares held (iii)	No. of Partly paid up equity shares held (iv)	No of Shares Underlying Depository Receipts (v)	Total nos. shares held (vi)=(iii)+(iv)+(v)	Shareholding as a % of total (vii) = (vi) / 15000	Number of Voting rights held in each class of securities (ix)			Total as a % of total voting rights (x)	No of Shares Underlying securities (including warrants) (xi)	Total Shareholding as a % assuming full conversion of securities (as a percentage of diluted share capital)	Number of Locked in Shares (xii)	As a % of total shares held (xiii)	Number of Shares pledged or otherwise encumbered (xiii)	As a % of total shares held (xiv)	Number of Equity shares held in dematerialised form (xv)
								Class X	Class Y	Total								
A	(d) ANY OTHER GROUP COMPANIES		0	0	0	0	0	0	0	0	0	0	0	0	0	0	0	0
	SARFAG INTERNATIONAL INDIA PVT LTD	AAAC566676	145200	0	0	145200	2.66	145200	0	145200	2.66	0	0	0	0	0	0	0
	2 TOTAL TEREMEDIA PRIVATE LIMITED (a) INDIVIDUALS/SHRUDU UNINCORPORATED	AAAC0821A	89248	0	0	89248	1.64	89248	0	89248	1.64	0	0	0	0	0	0	89248
	A		0	0	0	0	0	0	0	0	0	0	0	0	0	0	0	0
	1 SIBO ATAR ABAS	AAAC4428A	71036	0	0	71036	1.13	71036	0	71036	1.13	0	0	0	0	0	0	71036
	2 SUDHA DAMODARAN	AAAC0865I	61792	0	0	61792	1.13	61792	0	61792	1.13	0	0	0	0	0	0	61792
	3 E DAMSHO ABAS	AAAC2016I	42782	0	0	42782	0.78	42782	0	42782	0.78	0	0	0	0	0	0	42782
	4 MUSUN ZABI	AAAC7218Q	38288	0	0	38288	0.7	38288	0	38288	0.7	0	0	0	0	0	0	38288
	5 M ANANDHARAN	AAAC7881E	45000	0	0	45000	0.7	45000	0	45000	0.7	0	0	0	0	0	0	45000
	6 DEEPTI DAMODARAN	AAAC7881E	45000	0	0	45000	0.78	45000	0	45000	0.78	0	0	0	0	0	0	45000
	7 DEVI MADHUSUDAN	AAAC7881E	45000	0	0	45000	0.78	45000	0	45000	0.78	0	0	0	0	0	0	45000
	8 KUNJALAKSHI	AAAC7881E	45000	0	0	45000	0.78	45000	0	45000	0.78	0	0	0	0	0	0	45000
	9 HINA BEBES	AAAC7881E	45000	0	0	45000	0.78	45000	0	45000	0.78	0	0	0	0	0	0	45000
	10 HANVANDANA A	AAAC7881E	45000	0	0	45000	0.78	45000	0	45000	0.78	0	0	0	0	0	0	45000
	11 KAVYAKANAKHARAN	AAAC7881E	45000	0	0	45000	0.78	45000	0	45000	0.78	0	0	0	0	0	0	45000
	12 SNEHA PRAKASH	AAAC7881E	45000	0	0	45000	0.78	45000	0	45000	0.78	0	0	0	0	0	0	45000
	13 SNEHA SHARMA	AAAC7881E	45000	0	0	45000	0.78	45000	0	45000	0.78	0	0	0	0	0	0	45000
	14 SUDHA MADHA	AAAC7881E	45000	0	0	45000	0.78	45000	0	45000	0.78	0	0	0	0	0	0	45000
	15 KAVITA KHOSLA	AAAC7881E	45000	0	0	45000	0.78	45000	0	45000	0.78	0	0	0	0	0	0	45000
	16 SUDAMA SODI	AAAC7881E	45000	0	0	45000	0.78	45000	0	45000	0.78	0	0	0	0	0	0	45000



S.No.	Category and name of the shareholder (i)	PAN (ii)	Held in demat (iii)	No. of Equity paid up equity shares held (iv)	No. of Equity paid up equity shares held (v)	No. of Shares underlying Depository Receipts (vi)	Total nos. shares held (vii)=(iv)+(v)+(vi)	Shareholding as a % of total nos of shares (calculated as per SCRR,1957) (viii) as a % of (A+B+C)	Number of Voting Rights held in each class of securities (ix)			Total as a % of Total voting rights	Held Shares Underlying Outstanding convertible securities (including warrants) (x)	Total Shareholding as a % assuming full conversion of convertible securities (as a percentage of diluted share capital)	Number of Locked in Shares (xi)		Number of Shares pledged or otherwise encumbered (xii)		Number of Equity shares held in dematerialised form (xiii)	
									Class X	Class Y	Total				No. (a)	As a % of total shares held (b)	No. (a)	As a % of total shares held (b)		
(a) (ii) INDIVIDUAL SHAREHOLDERS HOLDING NOMINAL SHARE CAPITAL IN EXCESS OF RS. 2																				
B	LADYS.																			
1	Ajay Kumar Agan	AEGM08926		263412	0	0	263412	4.83	0	263412	0	4.83	0	0	0	0	0	0	0	263412
2	DHEERAJI KUMAR LOHIA	AHCCH247L		56498	0	0	56498	1.77	0	56498	0	1.77	0	0	0	0	0	0	0	56498
3	KULBIR SINGH	ABRS427KL		83000	0	0	83000	1.52	0	83000	0	1.52	0	0	0	0	0	0	0	83000
4	SIMRAN BANAWAL, SHAM	AAJPS4781M		67753	0	0	67753	1.24	0	67753	0	1.24	0	0	0	0	0	0	0	67753
5	SATISH MEHTA	AAJPL1001D		59147	0	0	59147	1.08	0	59147	0	1.08	0	0	0	0	0	0	0	59147
B	BODY CORPORATES																			
1	VIVANT COMMERCE PRIVATE LIMITED	AAJRS7182U		356737	0	0	356737	7.27	0	356737	0	7.27	0	0	0	0	0	0	0	356737
2	SANGHVI'S PVT LTD	AAJCS3384P		216971	0	0	216971	3.88	0	216971	0	3.88	0	0	0	0	0	0	0	216971
3	ANANTINI SRI PVT LTD	AAJCA21150D		55708	0	0	55708	1.02	0	55708	0	1.02	0	0	0	0	0	0	0	55708
B	NON RESIDENTS																			
1	INDIAN VENTURES	MAN0025955		300000	0	0	300000	5.3	0	300000	0	5.3	0	0	0	0	0	0	0	300000
B	RESIDENTS																			
1	ICSI&L LIMITED	BL0005549		500000	0	0	500000	9.17	0	500000	0	9.17	0	0	0	0	0	0	0	500000

