

Format of holding of specified securities

CATVISION LIMITED

1. Name of Listed entity :
2. Scrip Code/Name of Scrip/Class of Sec
3. Share Holding Pattern Filed under : Reg. 31(1)(a)/Reg. 31(1)(b)/Reg. 31(1)(c)
 - a) if under 31(1)(b) then indicate the report for Quarter ending 31/12/2017
 - b) if under 31(1)(c) then indicate date of allotment/extinguishment
4. Declaration: **The Listed entity is required to submit the following declaration to the extent of submission of information :-**

Particulars	Yes*	No*
1 Whether the listed entity has issued any partly paid shares ?		No
2 Whether the listed entity has issued any Convertible Securities or Warrants ?		No
3 Whether the listed entity has any shares against which depository receipts are issued ?		No
4 Whether the listed entity has any shares locked-in?		No
5 Whether any shares held by promoters are pledge or otherwise encumbered ?		No

* If the Listed entity selects the option 'No' for the questions above, the columns for the partly paid shares, Outstanding Convertible Securities/Warrants, Depository receipts, locked-in shares, No. of shares pledged or otherwise encumbered by promoters, as applicable, shall not be displayed at the time of dissemination on the Stock Exchange website. Also wherever there is 'No' declared by Listed Entity in above table the values will be considered as 'Zero' by default on submission of the format of holding of specified securities.




Table 1 - Summary Statement: Holding of Specified Securities

Category (I)	Category of shareholder (II)	No. of Shareholders	No. of fully paid up equity shares held (IV)	No. of Partly paid up equity shares held (V)	No. of Shares underlying Depository Receipts (VI)	Total nos. shares held (VII) = (IV) + (V) + (VI)	Shareholding as a % of total no. of shares (calculated as per SCRR, 1957) (VIII) As a % of (A+B+C)	Number of Voting Rights held in each class of securities (X)			Total as a % of (A+B+C)	No. of Shares: Outstanding convertible securities (including warrants) (X)	Shareholding as a % assuming full conversion of convertible securities (as a percentage of diluted share capital)	Number of locked in Shares (XII)		Number of Shares pledged or otherwise encumbered (XIII)	Number of Equity shares held in dematerialized form (XIV)
								Class X	Class Y	Total				As a % of total shares held (b)	#DIV/0!		
(A)	Promoter & Promoter Group	17	1614129	0	0	1614129	29.6	1614129	0	1614129	29.6	0	0	0	0	0	1173079
	Public	2817	3839471	0	0	3839471	70.4	3839471	0	3839471	70.4	0	0	0	0	0	2640000
	Non Promoter - Non Public	0	0	0	0	0	0	0	0	0	0	0	0	0	0	0	0
(C1)	Shares underlying DRs						0	0	0	0	0	0	0	0	0	0	0
(C2)	Shares held by Employee Trusts						0	0	0	0	0	0	0	0	0	0	0
	Total	2834	5453600	0	0	5453600	100	5453600	0	5453600	100	0	0	0	0	0	3813079




Table - II Statement showing shareholding pattern of the Promoter & Promoter Group

(1)	Category and name of the shareholders (I)	PAN (II)	No. of Shareholders (III)	No. of fully paid up equity shares held (IV)	No. of Partly paid up equity shares held (V)	No. of Shares underlying Depository Receipts (VI)	Total nos. shares held (VII)=(IV)+(V)+(VI)	Shareholding % calculated as per SCRR,1957 As a % of (A+B+C2) (VIII)	No. of Voting Rights			Total as a % of Total Voting rights	No. of Shares Underlying Outstanding convertible securities (including warrants) (X)	Total Shareholding as a % assuming full conversion of convertible securities (as a percentage of diluted share capital)	Number of locked in shares (XII)	As a % of total shares held (b) or otherwise (XIII)	No. of Shares pledged or otherwise (XIV)	As a % of total shares held (b) (XV)	Equity shares held in dematerial form (XVI)
									Class X	Class Y	Total								
(1)	Indian																		
(a)	Individuals/Hindu undivided Family		15	1379680	0	0	1379680	25.3	1379680	0	1379680	25.3	0	0	0	0	0	0	1083830
(b)	Central Government/State Government(s)		0	0	0	0	0	0	0	0	0	0	0	0	0	0	0	0	0
(c)	Financial Institutions/Banks		0	0	0	0	0	0	0	0	0	0	0	0	0	0	0	0	0
(d)	Any other - Group Companies		2	234449	0	0	234449	4.3	234449	0	234449	4.3	0	0	0	0	0	0	89228
	Sub-Total (A) (I)		17	1614129	0	0	1614129	29.6	1614129	0	1614129	29.6	0	0	0	0	0	0	1173079
(2)	Foreign																		
(a)	Individuals/(Non-Resident Individuals/Foreign Individuals)		0	0	0	0	0	0	0	0	0	0	0	0	0	0	0	0	0
(b)	Government		0	0	0	0	0	0	0	0	0	0	0	0	0	0	0	0	0
(c)	Institutions		0	0	0	0	0	0	0	0	0	0	0	0	0	0	0	0	0
(d)	Foreign Portfolio Investor		0	0	0	0	0	0	0	0	0	0	0	0	0	0	0	0	0
(e)	Any Other - Body Corporates		0	0	0	0	0	0	0	0	0	0	0	0	0	0	0	0	0
	Sub-Total (A) (2)		0	0	0	0	0	0	0	0	0	0	0	0	0	0	0	0	0
	Total Shareholding of Promoter & Promoter Group		17	1614129	0	0	1614129	29.6	1614129	0	1614129	29.6	0	0	0	0	0	0	1173079




Table - III Statement showing shareholding pattern of the Public Shareholder

Category and name of the shareholders (I)	PAN (II)	No. of Shareholding (III)	No. of Fully paid up equity shares held (IV)	No. of Partly paid up equity shares held (V)	No. of Shares underlying Depository Receipts (VI)	Total nos. shares held (VII)=(IV)+(V)+(VI)	Shareholding % calculated as per SCRR, 1957 As a % of (A+B+C2) (VIII)	Number of Voting Rights held in each class of securities (IX)			Total as a % of Total Voting Rights	No. of Shares Underlying Outstanding convertible securities (including warrants) (X)	Total Shareholding as a % assuming full conversion of convertible securities (as a percentage of diluted share capital)	Number of Locked in Shares (XI)	As a % of total shares held (II)	Number of Shares pledged or otherwise encumbered (XIII)	As a % of total shares held (II)	Number of Equity shares held in dematerialised form (XIV)
								Class X	Class Y	Total								
Institutions																		
(1) Mutual Funds		4	15800	0	0	15800	0.29	15800	0	15800	0.29	0	0	0	0	0	0	200
(2) Venture Capital Funds		0	0	0	0	0	0	0	0	0	0	0	0	0	0	0	0	0
(3) Alternate Investment Funds		0	0	0	0	0	0	0	0	0	0	0	0	0	0	0	0	0
(4) Foreign Venture Capital Investors		0	0	0	0	0	0	0	0	0	0	0	0	0	0	0	0	0
(5) Foreign Portfolio Investors		0	0	0	0	0	0	0	0	0	0	0	0	0	0	0	0	0
(6) Financial Institutions/Banks		1	1100	0	0	1100	0.02	1100	0	1100	0.02	0	0	0	0	0	0	0
(7) Insurance Companies		0	0	0	0	0	0	0	0	0	0	0	0	0	0	0	0	0
(8) Provident Funds/Pension Funds		0	0	0	0	0	0	0	0	0	0	0	0	0	0	0	0	0
(9) Any other		0	0	0	0	0	0	0	0	0	0	0	0	0	0	0	0	0
(10) Foreign Financial Institutions		0	0	0	0	0	0	0	0	0	0	0	0	0	0	0	0	0
(11) Foreign Institutional Investors		0	0	0	0	0	0	0	0	0	0	0	0	0	0	0	0	0
(12) Sub-Total (B)(1)		5	16900	0	0	16900	0.31	16900	0	16900	0.31	0	0	0	0	0	0	200
(13) Central Government/State Government(s)/President of India		0	0	0	0	0	0	0	0	0	0	0	0	0	0	0	0	0
(14) Sub-Total (B)(2)		0	0	0	0	0	0	0	0	0	0	0	0	0	0	0	0	0
(15) Non-Institutions																		
(16) i. Individual shareholders holding nominal share capital up to Rs. 2 Lakhs.		2540	1161052	0	0	1161052	21.29	1161052	0	1161052	21.29	0	0	0	0	0	0	923081
(17) ii. Individual shareholders holding nominal share capital in excess of Rs. 2 Lakhs.		15	907965	0	0	907965	16.65	907965	0	907965	16.65	0	0	0	0	0	0	907965
(18) (b) RBI/Cs registered with RBI		0	0	0	0	0	0	0	0	0	0	0	0	0	0	0	0	0
(19) (c) Employee Trusts		0	0	0	0	0	0	0	0	0	0	0	0	0	0	0	0	0
(20) (d) Overseas Depositories (holding DRs) (balancing figures)		0	0	0	0	0	0	0	0	0	0	0	0	0	0	0	0	0
(21) (e) Any other		0	0	0	0	0	0	0	0	0	0	0	0	0	0	0	0	0
(22) (f) Body Corporates		51	720768	0	0	720768	13.22	720768	0	720768	13.22	0	0	0	0	0	0	701668
(23) (g) Clearing Members		49	64176	0	0	64176	1.18	64176	0	64176	1.18	0	0	0	0	0	0	64176
(24) (h) Non Residents		155	468610	0	0	468610	8.59	468610	0	468610	8.59	0	0	0	0	0	0	42710
(25) (i) Trusts		0	0	0	0	0	0	0	0	0	0	0	0	0	0	0	0	0
(26) (j) Foreign Company		1	500000	0	0	500000	9.17	500000	0	500000	9.17	0	0	0	0	0	0	0
(27) (k) IEPF Account		0	0	0	0	0	0	0	0	0	0	0	0	0	0	0	0	0
(28) (l) Sub-Total (B)(3)		2812	3822571	0	0	3822571	70.09	3822571	0	3822571	70.09	0	0	0	0	0	0	2639800
(29) Total Public Shareholding (B)=(B)(1)+(B)(2)+(B)(3)		2817	3839471	0	0	3839471	70.4	3839471	0	3839471	70.4	0	0	0	0	0	0	2640000




Table - IV Statement showing shareholding pattern of the Non - Promoter - Non Public Shareholder

(1)	Category and name of the shareholders (I)	PAN (II)	No. of Shareholders (III)	No. of fully paid up equity shares held (IV)	No. of Partly paid up equity shares held (V)	No. of Shares underlying Depository Receipts (VI)	Total nos. shares held (VII)=(I)+(V)+(VI)	Shareholding % as per SCRR, 1957 As a % of (A+B+C2) (VIII)	Number of Voting Rights held in each class of securities (IX)			Total as a % of (A+B+C)	No. of Shares Underlying Outstanding convertible securities (including warrants) (X)	Shareholding % as a % of diluted share capital (as a % of securities convertible into full assumption of conversion of convertible securities) (XI)	Number of locked in Shares (XII)		Number of Shares pledged or otherwise encumbered (XIII)		Number of Equity shares held in dematerialised form (XIV)	
									Class X	Class Y	Total				No. (a)	As a % of total shares held (b)	No. (a)	As a % of total shares held (b)		
(1)	Custodian/DR holder																			
(a)	Name of Dr Holder (if available)		0	0	0	0	0	0	0	0	0	0	0	0	0	0	0	0	0	0
(i)			0	0	0	0	0	0	0	0	0	0	0	0	0	0	0	0	0	0
(ii)			0	0	0	0	0	0	0	0	0	0	0	0	0	0	0	0	0	0
(2)	Employee Benefit Trust (under SEBI (Share based Employee Benefit) Regulations, 2014)		0	0	0	0	0	0	0	0	0	0	0	0	0	0	0	0	0	0
	Total Non- Promoter- Non Public Shareholding		0	0	0	0	0	0	0	0	0	0	0	0	0	0	0	0	0	0
	C= c(1)+c(2)		0	0	0	0	0	0	0	0	0	0	0	0	0	0	0	0	0	0



Annexure to Table - I Statement showing shareholding pattern of the Promoter & Promoter Group

Sno	Category and name of the shareholders (i)	PAN (ii)	No. of Sharehold-ers (iii)	No. of fully paid up equity shares held (iv)	No. of partly paid up equity shares held (v)	No. of Shares underlying Depository receipts (vi)	Total nos. shares held (vii)=(iv)+(v)+(vi)	Shareholding as a % of total shares (including shares held by NRI)	Number of Voting Rights held in each class of securities (viii)			Total % of Voting Rights	No. of Shares Underlying convertible securities (including warrants) (ix)	Total Shareholding as a % assuming full conversion of convertible securities (as a percentage of diluted share capital)	Number of Locked in Shares (x)	As a % of total shares held (xi)	Number of Shares pledged or otherwise encumbered (xii)	As a % of total shares held (xiii)	Number of equity shares held in dematerialised form (xiv)
									Class X	Class Y	Total								
A	(A) ANV OTHER - GROUP COMPANIES																		
	SAEFAI INTERNATIONAL INDIA PVT LTD	AACS667G		145200	0	0	145200	2.65	145200	0	145200	2.65	0	0	0	0	0	0	0
	2. TOTAL TETRAPODA PRIVATE LIMITED	AACC0921A		89245	0	0	89245	1.64	89245	0	89245	1.64	0	0	0	0	0	0	89245
	(A) INDIVIDUALS/INDIVIDUALS																		
	1. SPOK ATMAN ABAS	ZANR4320A		710345	0	0	710345	13.02	710345	0	710345	13.02	0	0	0	0	0	0	710345
	2. SUPRI MANOBRAN	ABSD4581		606481	0	0	606481	11.12	606481	0	606481	11.12	0	0	0	0	0	0	606481
	3. HUSAIN ZAHID	AKR72745A		38288	0	0	38288	0.7	38288	0	38288	0.7	0	0	0	0	0	0	38288
	4. VIJAYAKRISHNAN	AKR72745A		8650	0	0	8650	0.16	8650	0	8650	0.16	0	0	0	0	0	0	8650
	5. CHITRA A	AKR72745A		7206	0	0	7206	0.13	7206	0	7206	0.13	0	0	0	0	0	0	7206
	6. RINU KISHAN	AKR72745A		3000	0	0	3000	0.05	3000	0	3000	0.05	0	0	0	0	0	0	3000
	7. A. THIRUSAMMAL	AKR72745A		1500	0	0	1500	0.03	1500	0	1500	0.03	0	0	0	0	0	0	1500
	8. KATAPURUSHI KUMARANA	AKR72745A		1500	0	0	1500	0.03	1500	0	1500	0.03	0	0	0	0	0	0	1500
	9. SANEY THEERAN	AKR72745A		1500	0	0	1500	0.03	1500	0	1500	0.03	0	0	0	0	0	0	1500
	10. SANKAR SANKARAN	AKR72745A		400	0	0	400	0.01	400	0	400	0.01	0	0	0	0	0	0	400
	11. GEORGE DAVIDRAN	AKR72745A		100	0	0	100	0.00	100	0	100	0.00	0	0	0	0	0	0	100
	12. SUDHIN KADUR	SUD0300065		50	0	0	50	0.00	50	0	50	0.00	0	0	0	0	0	0	50
	13. ANITA KHARE	AKR72745A		50	0	0	50	0.00	50	0	50	0.00	0	0	0	0	0	0	50
	14. SUDHANA SOOD	AKR72745A		50	0	0	50	0.00	50	0	50	0.00	0	0	0	0	0	0	50
	15. THIRUSAMMAL A	AKR72745A		50	0	0	50	0.00	50	0	50	0.00	0	0	0	0	0	0	50



Annexure to Table - III Statement showing Shareholding pattern of the Public Shareholder holding more than 1% of total number of shares

S.No.	Category and name of the shareholders (i)	PAN (ii)	No. of Sharehold-ers (iii)	No. of fully paid up equity shares held (iv)	No. of Partly paid up equity shares held (v)	No. of Shares underlying Depository Receipts (vi)	Total nos. shares held (vii)=(iv)+(v)+(vi)	Shareholding as a % of total no. of shares (calculated as per SCRR, 1957) (viii) As a % of (viii) As a % of (viii)	Number of Voting Rights held in each class of securities (ix)			Total no. of voting rights	No. of Shares Underlying Outstanding convertible securities (including warrants) (x)	Total Shareholding as a % assuming full conversion of convertible securities of diluted share capital	Number of locked in Shares (xi)	As a % of total shares held (xii)	Number of Shares under-lying outstanding convertible securities (xiii)	As a % of total shares held (xiv)	Number of Equity Shares held in dematerialised form (xv)	
									Class X	Class Y	Total									
(a) (i) INDIVIDUAL SHAREHOLDERS HOLDING MORE THAN SHARE CAPITAL IN EXCESS OF RS. 2 CRORES																				
1	SACHIN MEHTA	AAJMA1001D		59147	0	0	59147	1.08	0	0	0	59147	1.08	0	0	0	59147	1.08	0	59147
2	SURESH KANNANVAL SAIJI	AAAS6626N		72753	0	0	72753	1.33	0	0	0	72753	1.33	0	0	0	72753	1.33	0	72753
3	KULBIR SINGH	ABBR3142L		79500	0	0	79500	1.46	0	0	0	79500	1.46	0	0	0	79500	1.46	0	79500
4	Ajay Kumar Khand	AGCM0892G		263412	0	0	263412	4.83	0	0	0	263412	4.83	0	0	0	263412	4.83	0	263412
5	SHEERAJ KUMAR LOHIA	AHCK3417L		81298	0	0	81298	1.50	0	0	0	81298	1.50	0	0	0	81298	1.50	0	81298
6	VINOD BANSHI	ANCR8553J		79000	0	0	79000	1.45	0	0	0	79000	1.45	0	0	0	79000	1.45	0	79000
7	BOJY CORPORATION	AAEC0115D		54543	0	0	54543	1.00	0	0	0	54543	1.00	0	0	0	54543	1.00	0	54543
8	1 AADOT FIN SER PVT LTD	ZAAC3398P		216971	0	0	216971	3.98	0	0	0	216971	3.98	0	0	0	216971	3.98	0	216971
9	2 SPFS FINVEST PVT LTD	ZADCS376B		380727	0	0	380727	6.96	0	0	0	380727	6.96	0	0	0	380727	6.96	0	380727
10	3 VEDANS COMMERCE PRIVATE LIMITED	AAAC3115G		100	0	0	100	0.00	0	0	0	100	0.00	0	0	0	100	0.00	0	100
11	4 AARON FINANCIAL SERVICES PVT LTD	MAAR005955		300000	0	0	300000	5.5	0	0	0	300000	5.5	0	0	0	300000	5.5	0	300000
12	1 HANU SHILPANKSHA FOREIGN COMPANY	GI00005949		500000	0	0	500000	9.17	0	0	0	500000	9.17	0	0	0	500000	9.17	0	500000
13	1 GLOBAL LUMBER LTD	GI00005949		500000	0	0	500000	9.17	0	0	0	500000	9.17	0	0	0	500000	9.17	0	500000

