

Format of holding of specified securities

CATVISION LIMITED

1. Name of Listed entity :

2. Scrip Code/Name of Scrip/Class of Sect

3. Share Holding Pattern Filed under : Reg. 31(1)(a)/Reg. 31(1)(b)/Reg. 31(1)(c)

a) if under 31(1)(b) then indicate the report for Quarter ending 30/09/2016

b) if under 31(1)(c) then indicate date of allotment/extinguishment

4. Declaration: The Listed entity is required to submit the following declaration to the extent of submission of information :-

Particulars	Yes*	No*
1 Whether the listed entity has issued any partly paid shares ?		No
2 Whether the listed entity has issued any Convertible Securities or Warrants ?		No
3 Whether the listed entity has any shares against which depository receipts are issued ?		No
4 Whether the listed entity has any shares locked-in?		No
5 Whether any shares held by promoters are pledged or otherwise encumbered ?		No

* If the Listed entity selects the option 'No' for the questions above, the columns for the partly paid shares, Outstanding Convertible Securities/Warrants, Depository receipts, locked-in shares, No. of shares pledged or otherwise encumbered by promoters, as applicable, shall not be displayed at the time of dissemination on the Stock Exchange website. Also wherever there is 'No' declared by Listed Entity in above table the values will be considered as 'Zero' by default on submission of the format of holding of specified securities.



CATVISION LIMITED As on 30/09/2016

Table - I Summary Statement holding of specified securities


Category (I)	Category of shareholder (II)	No. of Shareholders	No. of fully paid up equity shares held (iv)	No. of Partly paid up equity shares held (v)	No. of Shares underlying Depository Receipts (vi)	Total nos. shares held (VII)=(IV)+(V)+(VI)	Shareholding as a % of total no. of shares (calculated as per SCRR,1957) (VIII) As a % of (A+B+C2)	Number of Voting Rights held in each class of securities (IX)			No. of Shares Underlying Outstanding convertible securities (including warrants) (X)	Shareholding as a % assuming full conversion of convertible securities (as a percentage of diluted share capital)	Number of locked in Shares (XII)		Number of Shares pledged or otherwise encumbered (XIII)	Number of Equity shares held in dematerialise d form (XIV)
								No. of Voting Rights					As a % of total shares held (b)	As a % of total shares held (b)		
								Class X	Class Y	Total						
(A)	Promoter & Promoter Group	18	1650333	0	0	1650333	30.26	1650333	0	1650333	0	0	0	0	1176433	
(B)	Public	2729	3803267	0	0	3803267	69.74	3803267	0	3803267	0	0	0	0	2598296	
(C)	Non Promoter - Non Public	0	0	0	0	0	0	0	0	0	0	0	0	0	0	
(C1)	Shares underlying DRs															
(C2)	Shares held by Employee Trusts															
	Total	2747	5453600	0	0	5453600	100	5453600	0	5453600	0	0	0	0	3774729	



CATVISION LIMITED As on 30/09/2016

Table - II Statement showing shareholding pattern of the Promoter & Promoter Group

Category and name of the shareholders (I)	PAN (II)	No. of Shareholders (III)	No. of fully paid up equity shares held (iv)	No. of Partly paid up equity shares held (v)	No. of Shares underlying Depository Receipts (vi)	Total nos. shares held (VII) = (IV)+(V) + (VI)	Shareholding % calculated as per SCRR, 1957 As a % of (A+B+C2) (VIII)	Number of Voting Rights held in each class of securities (IX)			Total Shareholding as a % assuming full conversion of convertible securities as a percentage of diluted share capital	No. of Shares Underlying convertible securities (including warrants) (X)	Number of Shares locked in (XI)		Equity shares held in dematerial form		
								Class X	Class Y	Total			No. (a)	As a % of total shares held (b)		No. (c)	As a % of total shares held (b)
(1) Indian																	
(a) Individuals/Hindu undivided Family		16	1389184	0	0	1389184	25.47	1389184	25.47	0	0	0	0	0	1087184		
(b) Central Government/State Government(s)		0	0	0	0	0	0	0	0	0	0	0	0	0	0		
(c) Financial Institutions/Banks		0	0	0	0	0	0	0	0	0	0	0	0	0	0		
(d) Any other - Group Companies		2	261149	0	0	261149	4.79	261149	4.79	0	0	0	0	0	89249		
Sub-Total (A) (1)		18	1650333	0	0	1650333	30.26	1650333	30.26	0	0	0	0	0	1176433		
(2) Foreign																	
(a) Individuals/Non-Resident Individuals/Foreign Individuals		0	0	0	0	0	0	0	0	0	0	0	0	0	0		
(b) Government		0	0	0	0	0	0	0	0	0	0	0	0	0	0		
(c) Institutions		0	0	0	0	0	0	0	0	0	0	0	0	0	0		
(d) Foreign Portfolio Investor		0	0	0	0	0	0	0	0	0	0	0	0	0	0		
(e) Any Other - Body Corporates		0	0	0	0	0	0	0	0	0	0	0	0	0	0		
Sub-Total (A) (2)		0	0	0	0	0	0	0	0	0	0	0	0	0	0		
Total Shareholding of Promoter & Promoter Group (A) = (A)(1)+(A)(2)		18	1650333	0	0	1650333	30.26	1650333	30.26	0	0	0	0	0	1176433		



CATVISON LIMITED As on 30/09/2016

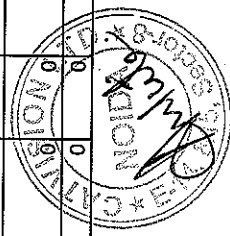
Table - III Statement showing shareholding pattern of the Public Shareholder

Category and name of the shareholders (I)	PAN (II)	No. of Shareholders (III)	No. of fully paid up equity shares held (iv)	No. of Partly paid up equity shares held (v)	No. of Shares underlying Depository Receipts (vi)	Total nos. shares held (VII)=(IV)+(V)+(VI)	Shareholding % calculated as per SCRR, 1957 as a % of (A+B+C2) (VIII)	Number of Voting Rights held in each class of securities (IX)		No. of Shares Underlying Outstanding convertible securities (including warrants) (X)	Total Shareholding as a % assuming full conversion of convertible securities (as a percentage of diluted share capital)	Number of Locked in Shares (XII)		Number of Shares pledged or otherwise encumbered (XIII)	Number of Equity shares held in dematerialised form (XIV)			
								Class X	Class Y			Total	No. (a)			As a % of total shares held (b)	No. (a)	As a % of total shares held (b)
(1) Institutions																		
(a) Mutual Funds		4	15800	0	0	15800	0.29	15800	0	0	0.29	0	0	0	200			
(b) Venture Capital Funds		0	0	0	0	0	0	0	0	0	0	0	0	0	0			
(c) Alternate Investment Funds		0	0	0	0	0	0	0	0	0	0	0	0	0	0			
(d) Foreign Venture Capital Investors		0	0	0	0	0	0	0	0	0	0	0	0	0	0			
(e) Foreign Portfolio Investors		0	0	0	0	0	0	0	0	0	0	0	0	0	0			
(f) Financial Institutions/Banks		1	1100	0	0	1100	0.02	1100	0	0	0.02	0	0	0	0			
(g) Insurance Companies		0	0	0	0	0	0	0	0	0	0	0	0	0	0			
(h) Provident Funds/Pension Funds		0	0	0	0	0	0	0	0	0	0	0	0	0	0			
(i) Any other		0	0	0	0	0	0	0	0	0	0	0	0	0	0			
Foreign Financial Institutions		0	0	0	0	0	0	0	0	0	0	0	0	0	0			
Sub-Total (B)(1)		5	16900	0	0	16900	0.31	16900	0	0	0.31	0	0	0	200			
(2) Central Government/State Government(s)/President of India		0	0	0	0	0	0	0	0	0	0	0	0	0	0			
Sub-Total (B)(2)		0	0	0	0	0	0	0	0	0	0	0	0	0	0			
(3) Non-Institutions		0	0	0	0	0	0	0	0	0	0	0	0	0	0			
(a) Individuals																		
i. Individual shareholders holding nominal share capital up to Rs. 2 lakhs.		2478	1131698	0	0	1131698	20.75	1131698	0	0	20.75	0	0	0	890227			
ii. Individual shareholders holding nominal share capital in excess of Rs. 2 lakhs.		12	784423	0	0	784423	14.38	784423	0	0	14.38	0	0	0	784423			
(b) NBFCs registered with RBI		0	0	0	0	0	0	0	0	0	0	0	0	0	0			
(c) Employee Trusts		0	0	0	0	0	0	0	0	0	0	0	0	0	0			
Overseas Depositories (holding DRs) (balancing figures)		0	0	0	0	0	0	0	0	0	0	0	0	0	0			
(e) Any other		0	0	0	0	0	0	0	0	0	0	0	0	0	0			
Body Corporates		53	872026	0	0	872026	15.99	872026	0	0	15.99	0	0	0	853126			
Clearing Members		14	34639	0	0	34639	0.64	34639	0	0	0.64	0	0	0	34639			
Non Residents		166	463581	0	0	463581	8.5	463581	0	0	8.5	0	0	0	35681			
Trusts		0	0	0	0	0	0	0	0	0	0	0	0	0	0			
Foreign Company		1	500000	0	0	500000	9.17	500000	0	0	9.17	0	0	0	0			
Sub-Total (B)(3)		2724	3786367	0	0	3786367	69.43	3786367	0	0	69.43	0	0	0	2596096			
Total Public Shareholding (B)=(B)(1)+(B)(2)+(B)(3)		2729	3803267	0	0	3803267	69.74	3803267	0	0	69.74	0	0	0	2596296			




Table - IV Statement showing shareholding pattern of the Non-Promoter - Non Public Shareholder

Category and name of the shareholders (I)	PAN (II)	No. of Shareholders (III)	No. of fully paid up equity shares held (iv)	No. of Partly paid up equity shares held (v)	No. of Shares underlying Depository Receipts (vi)	Total nos. shares held (VII)=(i)+(v)+(vi)	Shareholding % as per SCRR, 1957 As a % of (A+B+C2) (VIII)	Number of Voting Rights held in each class of securities (IX)		No. of Shares Underlying Outstanding convertible securities (including warrants) (X)	Shareholding as a % assuming full conversion of convertible securities (as a percentage of diluted share capital)	Number of Shares (XII)		Number of Equity shares held in dematerialised form (XIV)		
								No. of Voting Rights	Total as a % of (A+B+C)			No. (a)	As a % of total shares held (b)		No. (a)	As a % of total shares held (b)
(1) Custodian/DR holder																
(a) Name of Dr Holder (if available)		0	0	0	0	0	0	0	0	0	0	0	0	0	0	
(i)		0	0	0	0	0	0	0	0	0	0	0	0	0	0	
(ii)		0	0	0	0	0	0	0	0	0	0	0	0	0	0	
(2) Employee Benefit Trust (under SEBI (share based Employee Benefit) Regulations, 2014)		0	0	0	0	0	0	0	0	0	0	0	0	0	0	
Total Non-Promoter- Non Public Shareholding		0	0	0	0	0	0	0	0	0	0	0	0	0	0	
C= c(1)+c(2)		0	0	0	0	0	0	0	0	0	0	0	0	0	0	



Annexure to Table - II Statement showing shareholding pattern of the Promoter & Promoter Group.

Sno	Category and name of the shareholders (I)	PAN (II)	No. of Shareholders (III)	No. of fully paid up equity shares held (IV)	No. of partly paid up equity shares held (V)	No. of shares underlying Depository Receipts (VI)	Total nos. shares held (VII) = (IV)+(V)+(VI)	Shareholding as a % of total no. of shares (calculate as per SCRR, 1957) (VIII) As a % of	No. of Voting Rights		Total as a % of Total voting rights	No. of Shares Underlying Outstanding convertible securities (including warrants) (X)	Total Shareholding as a % assuming full conversion of convertible securities (as a percentage of diluted share capital)	No. (A)	As a % of total shares held (B)	Number of Shares pledged or otherwise encumbered (XIII) No. (A)	As a % of total shares held (B)	Number of Equity Shares held in dematerialised form (XIV)
									Class X	Class Y								
A	(G) ANY OTHER - GROUP COMPANIES																	
1	SAFETAG INTERNATIONAL INDIA PVT LTD.			145200	0	0	145200	2.66	145200	0	145200	2.66	0	0	0	0	0	0
2	TOTAL TELEMEDIA PRIVATE LIMITED			115949	0	0	115949	2.13	115949	0	115949	2.13	0	0	0	0	0	89249
A	(H) INDIVIDUALS/HINDU UNDIVIDED FAMILY																	
1	STEDATHAR ABBAS	AATPA4230A		635685	0	0	635685	11.66	635685	0	635685	11.66	0	0	0	0	0	0
2	SUDHIR DAMODARAN	AFAPD4965I		617975	0	0	617975	11.33	617975	0	617975	11.33	0	0	0	0	0	635685
3	S JAMSHED ABBAS	AFCPA0210I		42780	0	0	42780	0.78	42780	0	42780	0.78	0	0	0	0	0	33175
4	HUSSAIN ZIAD	AAC927289O		38038	0	0	38038	0.7	38038	0	38038	0.7	0	0	0	0	0	47950
5	M DAMODARAN	ACI F08810E		15000	0	0	15000	0.28	15000	0	15000	0.28	0	0	0	0	0	33288
6	CHEVIL DAMODARAN	AA5PD4531S		8650	0	0	8650	0.16	8650	0	8650	0.16	0	0	0	0	0	15000
7	VJAY MAHESHWARI	AAACR0669P		7206	0	0	7206	0.13	7206	0	7206	0.13	0	0	0	0	0	15007
8	A CHELLAPPA	AAAPR4039N		3000	0	0	3000	0.05	3000	0	3000	0.05	0	0	0	0	0	7105
9	HINA ABBAS	AAAPR4039N		1950	0	0	1950	0.04	1950	0	1950	0.04	0	0	0	0	0	3000
10	A. THANGAMMAL	AAAPR4039N		1700	0	0	1700	0.03	1700	0	1700	0.03	0	0	0	0	0	450
11	ATANI PARVATHI KURBANA	AAAPR4039N		1600	0	0	1600	0.03	1600	0	1600	0.03	0	0	0	0	0	1700
12	SANDEEP HERMATH	AAAPR4039N		400	0	0	400	0.01	400	0	400	0.01	0	0	0	0	0	0
13	SANJAY SHARMA	AAAPR4039N		50	0	0	50	0	50	0	50	0	0	0	0	0	0	0
14	SUKARMA FOOD	AAAPR4039N		50	0	0	50	0	50	0	50	0	0	0	0	0	0	0
15	SUNITA KHARE	AAAPR4039N		50	0	0	50	0	50	0	50	0	0	0	0	0	0	0
16	SUDHIR VAJRA	AAAPR4039N		50	0	0	50	0	50	0	50	0	0	0	0	0	0	0



CARTIVISION LIMITED As on 30/09/2016

S No.	Category and name of the shareholders (i)	PAN (ii)	No. of Shares held (iii)	No. of fully paid up equity shares held (iv)	No. of Partly paid up shares held (v)	No. of Shares Underlying Outstanding Receipts (vi)	Total nos. shares held (vii) = (iv)+(v)+(vi)	Shareholding as a % of total no. of shares (calculated on the basis of 100% of (viii) + (ix) + (x))	Number of Voting Rights held in each class of securities (ix)			Total as a % of Total Voting Rights	No. of Shares Underlying Outstanding convertible securities (including warrants) (x)	Total Shareholding as a % assuming full conversion of convertible securities (as a percentage of diluted share capital)	Number of locked in Shares (xi)		Number of Shares pledged or otherwise encumbered (xii)	As a % of total shares held (xiii)	Number of Equity shares held dematerialised form (xiv)
									No. of Voting Rights						As a % of total shares held (xiii)				
									Class X	Class Y	Total								
B	(G) (i) INDIVIDUAL SHAREHOLDERS HOLDING HOV/INAL SHARE CAPITAL IN EXCESS OF RS. 2 LAKH-																		
1	ATIL KAVAN	APDP7043L	0	0	0	0	0	0	0	0	0	0	0	0	0	0	0	0	
2	DHEERAJ KUMAR LORIA	AHCP2147L	263412	263412	0	263412	4.83	4.83	0	0	0	0	4.83	0	0	0	0	263412	
3	KULBIR SINGH	ABRS2440L	30000	30000	0	30000	0.55	0.55	0	0	0	0	0.55	0	0	0	0	30000	
4	SATISH MEHTA	AAPM1100D	84542	84542	0	84542	1.55	1.55	0	0	0	0	1.55	0	0	0	0	84542	
B	BOZY CORPORATES		59147	59147	0	59147	1.08	1.08	0	0	0	0	1.08	0	0	0	0	59147	
1	INDWISE COMMERCE PRIVATE LIMITED	AARCS7650U	368737	368737	0	368737	6.71	6.71	0	0	0	0	6.71	0	0	0	0	368737	
2	SPT INVEST PVT LTD	AARCS5834P	216971	216971	0	216971	3.98	3.98	0	0	0	0	3.98	0	0	0	0	216971	
3	CAMEL FOODS PVT LTD.	AARCS2934P	85627	85627	0	85627	1.57	1.57	0	0	0	0	1.57	0	0	0	0	85627	
B	ROW RESIDENTS		300000	300000	0	300000	5.5	5.5	0	0	0	0	5.5	0	0	0	0	300000	
1	RAJA VEERAGOPALA		500000	500000	0	500000	9.17	9.17	0	0	0	0	9.17	0	0	0	0	500000	
B	ROYAL COMPANY		500000	500000	0	500000	9.17	9.17	0	0	0	0	9.17	0	0	0	0	500000	
1	GLOBAL INTER. LTD.		500000	500000	0	500000	9.17	9.17	0	0	0	0	9.17	0	0	0	0	500000	

