

**Format of holding of specified securities**

1. Name of Listed entity : CATVISION LIMITED

2. Scrip Code/Name of Scrip/Class of Secu

3. Share Holding Pattern Filled under : Reg. 31(1)(a)/Reg. 31(1)(b)/Reg. 31(1)(c)

a) if under 31(1)(b) then indicate the report for Quarter ending 31/12/2016

b) if under 31(1)(c) then indicate date of allotment/extinguishment

4. Declaration: The Listed entity is required to submit the following declaration to the extent of submission of information :-


| Particulars   | Yes* | No* |
|---|------|-----|
| 1 Whether the listed entity has issued any partly paid shares ?                           |      | No  |
| 2 Whether the listed entity has issued any Convertible Securities or Warrants ?           |      | No  |
| 3 Whether the listed entity has any shares against which depository receipts are issued ? |      | No  |
| 4 Whether the listed entity has any shares locked-in?                                     |      | No  |
| 5 Whether any shares held by promoters are pledge or otherwise encumbered ?               |      | No  |

\* If the Listed entity selects the option 'No' for the questions above, the columns for the partly paid shares, Outstanding Convertible Securities/Warrants, Depository receipts, locked-in shares, No. of shares pledged or otherwise encumbered by promoters, as applicable, shall not be displayed at the time of dissemination on the Stock Exchange website. Also wherever there is 'No' declared by Listed Entity in above table the values will be considered as 'Zero' by default on submission of the format of holding of specified securities.



Table - I Summary Statement holding of specified securities


| Category<br>Y (I) | Category of shareholder<br>(II)   | No. of<br>Share<br>holders | No. of fully<br>paid up<br>equity<br>shares held<br>(iv) | No. of Partly<br>paid up<br>equity shares<br>held (v) | No. of Shares<br>underlying<br>Depository<br>Receipts (vi) | Total nos.<br>shares held<br>(VII)=(IV)+(V)+<br>(VI) | Shareholding as a<br>% of total no. of<br>shares<br>(calculated as per<br>SCRR,1957) (VIII)<br>As a % of<br>(A+B+C2) | Number of Voting Rights held in each class<br>of securities (IX) |         |         | No. of Shares<br>Underlying<br>Outstanding<br>convertible<br>securities<br>(including<br>warrants) (X) | Shareholding as a<br>% assuming full<br>conversion of<br>convertible<br>securities (as a<br>percentage of<br>diluted share<br>capital) | Number of locked in Shares<br>(XII) |                                       | Number of<br>Shares<br>pledged or<br>otherwise<br>encumbered<br>(XIII)<br>No. (a) | As a % of<br>total shares<br>held (b) | Number of<br>Equity shares<br>held in<br>dematerialise<br>d form (XIV) |
|-------------------|-----------------------------------|----------------------------|--|---|--|--|--|--|---------|---------|--|--|-------------------------------------|---------------------------------------|---|---------------------------------------|--|
|                   |                                   |                            |  |   |  |  |  | Total as<br>a % of<br>(A+B+C)                                    |         |         |  |  | No. (a)                             | As a % of<br>total shares<br>held (b) |   |                                       |  |
|                   |                                   |                            |  |   |  |  |  | Class X  | Class Y | Total   |  |  |                                     |                                       |   |                                       |  |
|                   | Promoter & Promoter               |                            |  |   |  |  |  |  |         |         |  |  |                                     |                                       |   |                                       |  |
| (A)               | Group                             | 18                         | 1650333  | 0   | 0  | 1650333  | 30.26  | 1650333  | 0       | 1650333 | 30.26  | 0  | 0                                   | 0                                     | 0   | 0                                     | 1176039  |
| (B)               | Public                            | 2734                       | 3803267  | 0   | 0  | 3803267  | 69.74  | 3803267  | 0       | 3803267 | 69.74  | 0  | 0                                   | 0                                     | 0   | 0                                     | 2599596  |
| (C)               | Non Promoter - Non<br>Public      | 0                          | 0  | 0   | 0  | 0  |  | 0  | 0       | 0       |  | 0  | 0                                   |                                       |   |                                       | 0  |
| (C1)              | Shares underlying DRs             |                            |  |   |  | 0  |  | 0  | 0       | 0       |  | 0  | 0                                   |                                       | #DIV/0!   | 0                                     | 0  |
| (C2)              | Shares held by<br>Employee Trusts |                            |  |   |  | 0  |  | 0  | 0       | 0       |  | 0  | 0                                   |                                       | #DIV/0!   | 0                                     | 0  |
|                   | Total                             | 2752                       | 5453600  | 0   | 0  | 5453600  | 100  | 5453600  | 0       | 5453600 | 100  | 0  | 0                                   | 0                                     | #DIV/0!   | 0                                     | 3775629  |



CATVISION LIMITED As on 31/12/2016

Table - II Statement showing shareholding pattern of the Promoter & Promoter Group

| (1) | Category and name of the shareholders (I)                  | PAN (II) | No. of Shareholders (III) | No. of fully paid up equity shares held (iv) | No. of Party paid up equity shares held (v) | No. of Shares underlying Depository Receipts (vi) | Total nos. shares held (VII)=(IV)+(V)+(VI) | Shareholding % calculated as per SCRR, 1957 As a % of (A+B+C2) (VIII) | Number of Voting Rights held in each class of securities (IX) |         |       | No. of Shares Underlying convertible securities (including warrants) (X) | Total Shareholding as a % assuming full conversion of convertible securities (as a percentage of diluted share capital) | Number of locked in Shares (XII) | of Shares pledged or otherwise | Equity shares held in dematerial |                                     |
|-----|--|----------|---------------------------|--|---|---|--|---|---|---------|-------|--|---|----------------------------------|--------------------------------|----------------------------------|-------------------------------------|
|     |  |          |                           |  |   |   |  |   | No. of Voting Rights  |         |       |  |   |                                  |                                |                                  | Total as a % of Total Voting rights |
|     |  |          |                           |  |   |   |  |   | Class X   | Class Y | Total |  |   |                                  |                                |                                  |                                     |
| (a) | Indian   |          | 16                        | 1389184                                      | 0   | 0   | 1389184                                    | 25.47   | 1389184   | 25.47   | 0     | 0  | 0   | 0                                | 0                              | 1086784                          |                                     |
| (b) | Individuals/Hindu undivided Family                         |          | 0                         | 0  | 0   | 0   | 0  | 0   | 0   | 0       | 0     | 0  | 0   | 0                                | 0                              | 0                                | 0                                   |
| (c) | Central Government/State Government(s)                     |          | 0                         | 0  | 0   | 0   | 0  | 0   | 0   | 0       | 0     | 0  | 0   | 0                                | 0                              | 0                                | 0                                   |
| (d) | Financial Institutions/Banks                               |          | 0                         | 0  | 0   | 0   | 0  | 0   | 0   | 0       | 0     | 0  | 0   | 0                                | 0                              | 0                                | 0                                   |
| (e) | Any other - Group Companies                                |          | 2                         | 261149                                       | 0   | 0   | 261149                                     | 4.79  | 261149  | 4.79    | 0     | 0  | 0   | 0                                | 0                              | 0                                | 89249                               |
| (f) | Sub-Total (A) (1)  |          | 18                        | 1650333                                      | 0   | 0   | 1650333                                    | 30.26   | 1650333   | 30.26   | 0     | 0  | 0   | 0                                | 0                              | 0                                | 1176033                             |
| (g) | Foreign  |          | 0                         | 0  | 0   | 0   | 0  | 0   | 0   | 0       | 0     | 0  | 0   | 0                                | 0                              | 0                                | 0                                   |
| (h) | Individuals/(Non-Resident Individuals/Foreign Individuals) |          | 0                         | 0  | 0   | 0   | 0  | 0   | 0   | 0       | 0     | 0  | 0   | 0                                | 0                              | 0                                | 0                                   |
| (i) | Government   |          | 0                         | 0  | 0   | 0   | 0  | 0   | 0   | 0       | 0     | 0  | 0   | 0                                | 0                              | 0                                | 0                                   |
| (j) | Institutions   |          | 0                         | 0  | 0   | 0   | 0  | 0   | 0   | 0       | 0     | 0  | 0   | 0                                | 0                              | 0                                | 0                                   |
| (k) | Foreign Portfolio Investor                                 |          | 0                         | 0  | 0   | 0   | 0  | 0   | 0   | 0       | 0     | 0  | 0   | 0                                | 0                              | 0                                | 0                                   |
| (l) | Any Other - Body Corporates                                |          | 0                         | 0  | 0   | 0   | 0  | 0   | 0   | 0       | 0     | 0  | 0   | 0                                | 0                              | 0                                | 0                                   |
| (m) | Sub-Total (A) (2)  |          | 0                         | 0  | 0   | 0   | 0  | 0   | 0   | 0       | 0     | 0  | 0   | 0                                | 0                              | 0                                | 0                                   |
| (n) | Total Shareholding of Promoter & Promoter Group            |          | 18                        | 1650333                                      | 0   | 0   | 1650333                                    | 30.26   | 1650333   | 30.26   | 0     | 0  | 0   | 0                                | 0                              | 0                                | 1176033                             |
| (o) | (A)=(A1)+(A2)  |          |                           |  |   |   |  |   |   |         |       |  |   |                                  |                                |                                  |                                     |



CATVISION LIMITED As on 31/12/2016

Table - III Statement showing shareholding pattern of the Public Shareholder

| Category and name of the shareholders (I)   | PAN (II) | No. of Shareholders (III) | No. of fully paid up equity shares held (IV) | No. of Partly paid up equity shares held (V) | No. of Shares underlying Depository Receipts (VI) | Total nos. shares held (VII)=(IV)+(V)+(VI) | Shareholding % calculated as per SCRR,1957 As a % of (A+B+C2) (VIII) | Number of Voting Rights held in each class of securities (IX) |         |         | No. of Shares Underlying Outstanding convertible securities (including warrants) (X) | Total Shareholding as a % assuming full conversion of convertible securities (as a percentage of diluted share capital) | Number of Locked in Shares (XI) |                                 | Number of Shares pledged or otherwise encumbered (XII) | As a % of total shares held (b) | Number of Equity shares held in dematerialised form (XIV) |
|---|----------|---------------------------|--|--|---|--|--|---|---------|---------|--|---|---------------------------------|---------------------------------|--|---------------------------------|---|
|   |          |                           |  |  |   |  |  | Class X   | Class Y | Total   |  |   | No. (a)                         | As a % of total shares held (b) |  |                                 |   |
|   |          |                           |  |  |   |  |  |   |         |         |  |   |                                 |                                 |  |                                 |   |
| (1) Institutions  |          |                           |  |  |   |  |  |   |         |         |  |   |                                 |                                 |  |                                 |   |
| (a) Mutual Funds  |          | 4                         | 15800  | 0  | 0   | 15800                                      | 0.29   | 0   | 0       | 15800   | 0.29   | 0   | 0                               | 0                               | 0  | 0                               | 200   |
| (b) Venture Capital Funds   |          | 0                         | 0  | 0  | 0   | 0  | 0  | 0   | 0       | 0       | 0  | 0   | 0                               | 0                               | 0  | 0                               | 0   |
| (c) Alternate Investment Funds  |          | 0                         | 0  | 0  | 0   | 0  | 0  | 0   | 0       | 0       | 0  | 0   | 0                               | 0                               | 0  | 0                               | 0   |
| (d) Foreign Venture Capital Investors   |          | 0                         | 0  | 0  | 0   | 0  | 0  | 0   | 0       | 0       | 0  | 0   | 0                               | 0                               | 0  | 0                               | 0   |
| (e) Foreign Portfolio Investors   |          | 0                         | 0  | 0  | 0   | 0  | 0  | 0   | 0       | 0       | 0  | 0   | 0                               | 0                               | 0  | 0                               | 0   |
| (f) Financial Institutions/Banks  |          | 1                         | 1100   | 0  | 0   | 1100                                       | 0.02   | 0   | 0       | 1100    | 0.02   | 0   | 0                               | 0                               | 0  | 0                               | 0   |
| (g) Insurance Companies   |          | 0                         | 0  | 0  | 0   | 0  | 0  | 0   | 0       | 0       | 0  | 0   | 0                               | 0                               | 0  | 0                               | 0   |
| (h) Provident Funds/Pension Funds   |          | 0                         | 0  | 0  | 0   | 0  | 0  | 0   | 0       | 0       | 0  | 0   | 0                               | 0                               | 0  | 0                               | 0   |
| (i) Any other   |          | 0                         | 0  | 0  | 0   | 0  | 0  | 0   | 0       | 0       | 0  | 0   | 0                               | 0                               | 0  | 0                               | 0   |
| Foreign Financial Institutions  |          | 0                         | 0  | 0  | 0   | 0  | 0  | 0   | 0       | 0       | 0  | 0   | 0                               | 0                               | 0  | 0                               | 0   |
| Foreign Institutional Investors   |          | 0                         | 0  | 0  | 0   | 0  | 0  | 0   | 0       | 0       | 0  | 0   | 0                               | 0                               | 0  | 0                               | 0   |
| Sub-Total (B)(1)  |          | 5                         | 16900  | 0  | 0   | 16900                                      | 0.31   | 0   | 0       | 16900   | 0.31   | 0   | 0                               | 0                               | 0  | 0                               | 200   |
| (2) Central Government/State Government(s)/   |          |                           |  |  |   |  |  |   |         |         |  |   |                                 |                                 |  |                                 |   |
| President of India  |          | 0                         | 0  | 0  | 0   | 0  | 0  | 0   | 0       | 0       | 0  | 0   | 0                               | 0                               | 0  | 0                               | 0   |
| Sub-Total (B)(2)  |          | 0                         | 0  | 0  | 0   | 0  | 0  | 0   | 0       | 0       | 0  | 0   | 0                               | 0                               | 0  | 0                               | 0   |
| (3) Non-Institutions  |          |                           |  |  |   |  |  |   |         |         |  |   |                                 |                                 |  |                                 |   |
| (a) Individuals   |          |                           |  |  |   |  |  |   |         |         |  |   |                                 |                                 |  |                                 |   |
| i. Individual shareholders holding nominal share capital up to Rs. 2 lakhs.         |          | 2491                      | 1164649                                      | 0  | 0   | 1164649                                    | 21.36  | 0   | 0       | 1164649 | 21.36  | 0   | 0                               | 0                               | 0  | 0                               | 924478  |
| ii. Individual shareholders holding nominal share capital in excess of Rs. 2 lakhs. |          | 13                        | 807803                                       | 0  | 0   | 807803                                     | 14.81  | 0   | 0       | 807803  | 14.81  | 0   | 0                               | 0                               | 0  | 0                               | 807803  |
| (b) NBFCs registered with RBI   |          | 0                         | 0  | 0  | 0   | 0  | 0  | 0   | 0       | 0       | 0  | 0   | 0                               | 0                               | 0  | 0                               | 0   |
| (c) Employee Trusts   |          | 0                         | 0  | 0  | 0   | 0  | 0  | 0   | 0       | 0       | 0  | 0   | 0                               | 0                               | 0  | 0                               | 0   |
| (d) Overseas Depositories (holding DRs) (balancing Figures)                         |          | 0                         | 0  | 0  | 0   | 0  | 0  | 0   | 0       | 0       | 0  | 0   | 0                               | 0                               | 0  | 0                               | 0   |
| (e) Any other   |          | 0                         | 0  | 0  | 0   | 0  | 0  | 0   | 0       | 0       | 0  | 0   | 0                               | 0                               | 0  | 0                               | 0   |
| Body Corporates   |          | 49                        | 804559                                       | 0  | 0   | 804559                                     | 14.75  | 0   | 0       | 804559  | 14.75  | 0   | 0                               | 0                               | 0  | 0                               | 785659  |
| Clearing Members  |          | 13                        | 44165  | 0  | 0   | 44165                                      | 0.81   | 0   | 0       | 44165   | 0.81   | 0   | 0                               | 0                               | 0  | 0                               | 44165   |
| Non Residents   |          | 162                       | 465191                                       | 0  | 0   | 465191                                     | 8.53   | 0   | 0       | 465191  | 8.53   | 0   | 0                               | 0                               | 0  | 0                               | 37291   |
| Trusts  |          | 1                         | 500000                                       | 0  | 0   | 500000                                     | 9.17   | 0   | 0       | 500000  | 9.17   | 0   | 0                               | 0                               | 0  | 0                               | 0   |
| Foreign Company   |          | 2729                      | 3786367                                      | 0  | 0   | 3786367                                    | 69.43  | 0   | 0       | 3786367 | 69.43  | 0   | 0                               | 0                               | 0  | 0                               | 2599396   |
| Sub-Total (B)(3)  |          | 2729                      | 3786367                                      | 0  | 0   | 3786367                                    | 69.43  | 0   | 0       | 3786367 | 69.43  | 0   | 0                               | 0                               | 0  | 0                               | 2599396   |
| Total Public Shareholding (B)=(B)(1)+(B)(2)+(B)(3)                                  |          | 2734                      | 3803267                                      | 0  | 0   | 3803267                                    | 69.74  | 0   | 0       | 3803267 | 69.74  | 0   | 0                               | 0                               | 0  | 0                               | 2599596   |


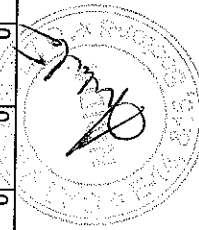



Table - IV Statement showing shareholding pattern of the Non- Promoter - Non Public Shareholder

| Category and name of the shareholders (I)  | PAN (II) | No. of Shareholders (II) | No. of fully paid up equity shares held (iv) | No. of Partly paid up equity shares held (v) | No. of Shares underlying Depository Receipts (vi) | Total nos. shares held (VII)=(i)+(v)+(vi) | Shareholding % as per SCRR, 1957 As a % of (A+B+C2) (VIII) | Number of Voting Rights held in each class of securities (IX) |         |       | No. of Shares Underlying Outstanding convertible securities (X) | Shareholding as a % assuming full conversion of convertible securities (as a percent age of diluted share capital) | Number of Locked in Shares (XII) | Number of Shares pledged or otherwise encumbered (XIII) | As a % of total shares held (b) | As a % of total shares held (b) | Number of Equity shares held in demate rialised form (XIV) |         |                                 |         |                                 |
|--|----------|--------------------------|--|--|---|---|--|---|---------|-------|---|--|----------------------------------|---|---------------------------------|---------------------------------|--|---------|---------------------------------|---------|---------------------------------|
|  |          |                          |  |  |   |   |  | No. of Voting Rights  |         |       |   |  |                                  |   |                                 |                                 |  | No. (a) | As a % of total shares held (b) | No. (a) | As a % of total shares held (b) |
|  |          |                          |  |  |   |   |  | Class X   | Class Y | Total |   |  |                                  |   |                                 |                                 |  |         |                                 |         |                                 |
| (1)  |          |                          |  |  |   |   |  |   |         |       |   |  |                                  |   |                                 |                                 |  |         |                                 |         |                                 |
| (a)  |          |                          |  |  |   |   |  |   |         |       |   |  |                                  |   |                                 |                                 |  |         |                                 |         |                                 |
| (i)  |          |                          |  |  |   |   |  |   |         |       |   |  |                                  |   |                                 |                                 |  |         |                                 |         |                                 |
| (ii)   |          |                          |  |  |   |   |  |   |         |       |   |  |                                  |   |                                 |                                 |  |         |                                 |         |                                 |
| (2)  |          |                          |  |  |   |   |  |   |         |       |   |  |                                  |   |                                 |                                 |  |         |                                 |         |                                 |
| Custodian/DR holder  |          |                          |  |  |   |   |  |   |         |       |   |  |                                  |   |                                 |                                 |  |         |                                 |         |                                 |
| Name of Dr. Holder (if available)  |          |                          |  |  |   |   |  |   |         |       |   |  |                                  |   |                                 |                                 |  |         |                                 |         |                                 |
| Employee Benefit Trust (under SEBI (share based Employee Benefit) Regulations, 2014) |          |                          |  |  |   |   |  |   |         |       |   |  |                                  |   |                                 |                                 |  |         |                                 |         |                                 |
| Total Non- Promoter- Non Public Shareholding   |          |                          |  |  |   |   |  |   |         |       |   |  |                                  |   |                                 |                                 |  |         |                                 |         |                                 |
| C= c(1)+c(2)   |          |                          |  |  |   |   |  |   |         |       |   |  |                                  |   |                                 |                                 |  |         |                                 |         |                                 |



Annexure to Table - II Statement showing shareholding pattern of the Promoter & Promoter Group

| Slno | Category and name of the shareholder (I)                               | PAN (II)   | No. of Shareholdings (III) | No. of fully paid up equity shares held (IV) | No. of partly paid up equity shares held (V) | No. of Shares underlying Depository Receipts (VI) | Total nos. shares held (VII) = (IV) + (V) + (VI) | Shareholding as a % of total no. of shares (calculate as per SCRR, 1957) (VIII) As a % of | Number of Voting Rights held in each class of securities (IX) |         |       | Total Shareholding as a % assuming full conversion of convertible securities (as a percentage of diluted share capital) | No. of Shares Underlying convertible securities (including warrants) (X) | As a % of total shares held (b) | Number of locked in Shares (XI) | As a % of total shares held (b) | Number of Shares pledged or otherwise encumbered (XII) | As a % of total shares held (b) | Number of Equity Shares held in dematerialised form (XIV) |        |
|------|--|------------|----------------------------|--|--|---|--|---|---|---------|-------|---|--|---------------------------------|---------------------------------|---------------------------------|--|---------------------------------|---|--------|
|      |  |            |                            |  |  |   |  |   | No. of Voting Rights  |         |       |   |  |                                 |                                 |                                 |  |                                 |   |        |
|      |  |            |                            |  |  |   |  |   | Class X   | Class Y | Total |   |  |                                 |                                 |                                 |  |                                 |   |        |
| A    | (a) ANY OTHER - GROUP COMPANIES  |            |                            |  |  |   |  |   |   |         |       |   |  |                                 |                                 |                                 |  |                                 |   |        |
|      | SAFETAS INTERNATIONAL INDIA PVT LTD                                    | AAACS6670G |                            | 145200                                       | 0  | 0   | 145200   | 2.65  | 145200  | 0       | 0     | 0   | 0  | 0                               | 0                               | 0                               | 0  | 0                               | 0   | 0      |
|      | 2 TOTAL TELEMEDIA PRIVATE LIMITED (a) INDIVIDUALS/HINDU UNWIDED FAMILY | AAACC0821A |                            | 115849                                       | 0  | 0   | 115849   | 2.13  | 115849  | 0       | 0     | 0   | 0  | 0                               | 0                               | 0                               | 0  | 0                               | 0   | 89249  |
| A    | 1 STEED ATHAR ABBAS  | AAVGL4239A | 55583                      | 0  | 0  | 0   | 55583  | 11.66   | 635685  | 0       | 0     | 0   | 0  | 0                               | 0                               | 0                               | 0  | 0                               | 0   | 0      |
|      | 2 SUDHIR DAMODARAN   | AAFD0665I  | 617975                     | 0  | 0  | 0   | 617975   | 11.33   | 617975  | 0       | 0     | 0   | 0  | 0                               | 0                               | 0                               | 0  | 0                               | 0   | 635805 |
|      | 3 S HANSHED ABBAS  | AECP2021G  | 42780                      | 0  | 0  | 0   | 42780  | 0.78  | 42780   | 0       | 0     | 0   | 0  | 0                               | 0                               | 0                               | 0  | 0                               | 0   | 333175 |
|      | 4 HUSSAIN ZUBIN  | ABCPZ749A  | 38088                      | 0  | 0  | 0   | 38088  | 0.7   | 38088   | 0       | 0     | 0   | 0  | 0                               | 0                               | 0                               | 0  | 0                               | 0   | 47782  |
|      | 5 DAMODARAN  | ACLP0881G  | 15000                      | 0  | 0  | 0   | 15000  | 0.28  | 15000   | 0       | 0     | 0   | 0  | 0                               | 0                               | 0                               | 0  | 0                               | 0   | 31288  |
|      | 6 CHEW DAVID ARAN  | BA5PD4031G | 15000                      | 0  | 0  | 0   | 15000  | 0.28  | 15000   | 0       | 0     | 0   | 0  | 0                               | 0                               | 0                               | 0  | 0                               | 0   | 15000  |
|      | 7 VANI MAHESHWARI  | AAEP0885P  | 8650                       | 0  | 0  | 0   | 8650   | 0.16  | 8650  | 0       | 0     | 0   | 0  | 0                               | 0                               | 0                               | 0  | 0                               | 0   | 15000  |
|      | 8 STELLA P A   | AAHP4209N  | 7205                       | 0  | 0  | 0   | 7205   | 0.13  | 7205  | 0       | 0     | 0   | 0  | 0                               | 0                               | 0                               | 0  | 0                               | 0   | 0      |
|      | 9 HINA ABBAS   | AACT1915H  | 3000                       | 0  | 0  | 0   | 3000   | 0.06  | 3000  | 0       | 0     | 0   | 0  | 0                               | 0                               | 0                               | 0  | 0                               | 0   | 0      |
|      | 10 PRANGKUMAL A  | AAFPK021SH | 1950                       | 0  | 0  | 0   | 1950   | 0.04  | 1950  | 0       | 0     | 0   | 0  | 0                               | 0                               | 0                               | 0  | 0                               | 0   | 0      |
|      | 11 ATAN PARVASH K-URANA  |            | 1700                       | 0  | 0  | 0   | 1700   | 0.03  | 1700  | 0       | 0     | 0   | 0  | 0                               | 0                               | 0                               | 0  | 0                               | 0   | 0      |
|      | 12 SNOVEY HEROMATH   |            | 1600                       | 0  | 0  | 0   | 1600   | 0.03  | 1600  | 0       | 0     | 0   | 0  | 0                               | 0                               | 0                               | 0  | 0                               | 0   | 0      |
|      | 13 SNOY SHARMA   |            | 400                        | 0  | 0  | 0   | 400  | 0.01  | 400   | 0       | 0     | 0   | 0  | 0                               | 0                               | 0                               | 0  | 0                               | 0   | 0      |
|      | 14 SUKARMA SOOD  |            | 50                         | 0  | 0  | 0   | 50   | 0   | 50  | 0       | 0     | 0   | 0  | 0                               | 0                               | 0                               | 0  | 0                               | 0   | 0      |
|      | 15 ANITA KHARE   |            | 50                         | 0  | 0  | 0   | 50   | 0   | 50  | 0       | 0     | 0   | 0  | 0                               | 0                               | 0                               | 0  | 0                               | 0   | 0      |
|      | 16 SUDHIR KAURA  |            | 50                         | 0  | 0  | 0   | 50   | 0   | 50  | 0       | 0     | 0   | 0  | 0                               | 0                               | 0                               | 0  | 0                               | 0   | 0      |



Annexure to Table - III Statements showing shareholding pattern of the Public Shareholder holding more than 5% of total number of shares.

| S No. | Category and name of the shareholders (i)   | PAN (ii)   | No. of Shares/ class (iii) | No. of fully paid up equity shares held (iv) | No. of equity shares held (v) | No. of Shares underlying Depository Receipts (vi) | Total nos. shares held (VII) = (IV)+(V)+(VI) | Shareholding as % of total no. of shares (calculated as per SCRR, 1957) (VII) As a % of (A+B+C2) | Number of Voting Rights held in each class of securities (ix) |         | Total Shareholding as a % assuming full conversion of convertible securities (including amount) (x) | Total Shareholding as a percentage of diluted share capital (xi) | Number of Locked in Shares (xii) |         | Number of Shares pledged or otherwise encumbered (xiii) | As a % of total shares held (b) | Number of Equity Shares held in dematerialized form (xiv) |                                 |
|-------|---|------------|----------------------------|--|-------------------------------|---|--|--|---|---------|---|--|----------------------------------|---------|---|---------------------------------|---|---------------------------------|
|       |   |            |                            |  |                               |   |  |  | No. of Voting Rights  |         |   |  | As a % of total shares held (b)  | No. (a) |   |                                 |   | As a % of total shares held (b) |
|       |   |            |                            |  |                               |   |  |  | Class X   | Class Y |   |  |                                  |         |   |                                 |   |                                 |
| B     | (A) (ii) INDIVIDUAL SHAREHOLDERS HOLDING NORMAL SHARE CAPITAL IN EXCESS OF RS.2 LAKHS |            |                            |  |                               |   |  |  |   |         |   |  |                                  |         |   |                                 |   |                                 |
| 1     | 1. ANU BAYAN  | APPK7026L  |                            | 263412                                       | 263412                        | 0   | 263412                                       | 4.83   | 0   | 263412  | 4.83  | 0  | 0                                | 0       | 0   | 263412                          | 0   |                                 |
| 2     | 2. CHEERA KUMAR LOHIA   | AKS62917L  |                            | 90000  | 90000                         | 0   | 90000  | 1.65   | 0   | 90000   | 1.65  | 0  | 0                                | 0       | 90000   | 0                               | 0   |                                 |
| 3     | 3. KULBIR SINGH   | AA564510L  |                            | 84542  | 84542                         | 0   | 84542  | 1.55   | 0   | 84542   | 1.55  | 0  | 0                                | 0       | 84542   | 0                               | 0   |                                 |
| 4     | 4. SATISH MEHTA   | AA7P4032D  |                            | 59147  | 59147                         | 0   | 59147  | 1.08   | 0   | 59147   | 1.08  | 0  | 0                                | 0       | 59147   | 0                               | 0   |                                 |
| B     | (A) (iii) CORPORATE   |            |                            |  |                               |   |  |  |   |         |   |  |                                  |         |   |                                 |   |                                 |
| 1     | 1. NIZWASE COMMERCE PRIVATE LIMITED   | AA8657660  |                            | 396737                                       | 396737                        | 0   | 396737                                       | 7.27   | 0   | 396737  | 7.27  | 0  | 0                                | 0       | 396737  | 0                               | 0   |                                 |
| 2     | 2. SPS FINVEST PVT. LTD.  | AA6G3893AP |                            | 216971                                       | 216971                        | 0   | 216971                                       | 3.98   | 0   | 216971  | 3.98  | 0  | 0                                | 0       | 216971  | 0                               | 0   |                                 |
| 3     | 3. ADROIT FIN SER PVT LTD   | AA18C1156D |                            | 55708  | 55708                         | 0   | 55708  | 1.02   | 0   | 55708   | 1.02  | 0  | 0                                | 0       | 55708   | 0                               | 0   |                                 |
| B     | (A) (iv) NON RESIDENTS  |            |                            |  |                               |   |  |  |   |         |   |  |                                  |         |   |                                 |   |                                 |
| 1     | 1. MARIYA VELLANDIVISA FOREIGN COMPANY  |            |                            | 300000                                       | 300000                        | 0   | 300000                                       | 5.5  | 0   | 300000  | 5.5   | 0  | 0                                | 0       | 300000  | 0                               | 0   |                                 |
| B     | (A) (v) GLOBAL IMPACT LTD   |            |                            | 500000                                       | 500000                        | 0   | 500000                                       | 9.17   | 0   | 500000  | 9.17  | 0  | 0                                | 0       | 500000  | 0                               | 0   |                                 |

