

**Format of holding of specified securities**

CATVISION LIMITED

1. Name of Listed entity :

2. Scrip Code/Name of Scrip/Class of Sect

3. Share Holding Pattern Filed under : Reg. 31(1)(a)/Reg. 31(1)(b)/Reg. 31(1)(c)

a) if under 31(1)(b) then indicate the report for Quarter ending 30/06/2016

b) if under 31(1)(c) then indicate date of allotment/extinguishment

4. Declaration: The Listed entity is required to submit the following declaration to the extent of submission of information :-


Particulars	Yes*	No*
1 Whether the listed entity has issued any partly paid shares ?		No
2 Whether the listed entity has issued any Convertible Securities or Warrants ?		No
3 Whether the listed entity has any shares against which depository receipts are issued ?		No
4 Whether the listed entity has any shares locked-in?		No
5 Whether any shares held by promoters are pledge or otherwise encumbered ?		No

\* If the Listed entity selects the option 'No' for the questions above, the columns for the partly paid shares, Outstanding Convertible Securities/Warrants. Depository receipts, locked-in shares, No. of shares pledged or otherwise encumbered by promoters, as applicable, shall not be displayed at the time of dissemination on the Stock Exchange website. Also wherever there is 'No' declared by Listed Entity in above table the values will be considered as 'Zero' by default on submission of the format of holding of specified securities.



CATVISION LIMITED As on 30/06/2016  
Table - I Summary Statement holding of specified securities


Category (I)	Category of shareholder (II)	No. of Shares held by shareholders	No. of fully paid up equity shares held (iv)	No. of Partly paid up equity shares held (v)	No. of Shares underlying Depository Receipts (vi)	Total nos. shares held (VII)=(IV)+(V)+(VI)	Shareholding as a % of total no. of shares (calculated as per SCRR, 1957) (VIII) As a % of (A+B+C2)	Number of Voting Rights held in each class of securities (IX)			No. of Shares Underlying convertible securities (including warrants) (X)	Shareholding as a % assuming full conversion of convertible securities (as a percentage of diluted share capital)	Number of locked in Shares (XII)		Number of Shares pledged or otherwise encumbered (XIII)	Number of Equity shares held in dematerialised form (XIV)	
								No. of Voting Rights					Total as a % of (A+B+C)	No. (a)			As a % of total shares held (b)
								Class X	Class Y	Total							
(A)	Promoter & Promoter Group	18	1500333	0	0	1500333	30.26	1650333	0	1650333	30.26	0	0	0	0	1176033	
(B)	Public	2744	3803267	0	0	3803267	69.74	3803267	0	3803267	69.74	0	0	0	0	2597196	
(C)	Non Promoter - Non Public	0	0	0	0	0	0	0	0	0	0	0	0	0	0	0	
(C1)	Shares underlying DRs		0	0	0	0	0	0	0	0	0	0	0	0	0	0	
(C2)	Shares held by Employee Trusts		0	0	0	0	0	0	0	0	0	0	0	0	0	0	
	Total	2762	5453600	0	0	5453600	100	5453600	0	5453600	100	0	0	0	0	3773229	



CATVISION LIMITED As on 30/06/2016

Table - II Statement showing shareholding pattern of the Promoter & Promoter Group

Category and name of the shareholders (i)	PAN (ii)	No. of Shareholders (iii)	No. of fully paid up equity shares held (iv)	No. of Party paid up equity shares held (v)	No. of Shares underlying Depository Receipts (vi)	Total nos. shares held (VII)=(IV)+(V)+(VI)	Shareholding % calculated as per SCRR, 1957 As a % of (A+B+C2) (VIII)	Number of Voting Rights held in each class of securities (IX)			No. of Shares Underlying convertible securities (including warrants) (X)	Total Shareholding as a % assuming full conversion of convertible securities as a percentage of diluted share capital	Number of Shares locked in Shares (XII)		Equity shares held in dematerial		
								Class X	Class Y	Total			No. (a)	As a % of total shares held (b)		No. (a)	As a % of total shares held (b)
(1) Indian																	
(a) Individuals/Hindu undivided Family		16	1389184	0	0	1389184	25.47	1389184	0	25.47	0	0	0	0	1086784		
(b) Central Government/State Government(s)		0	0	0	0	0	0	0	0	0	0	0	0	0	0		
(c) Financial Institutions/Banks		0	0	0	0	0	0	0	0	0	0	0	0	0	0		
(d) Any other - Group Companies		2	261149	0	0	261149	4.79	261149	0	4.79	0	0	0	0	89249		
Sub-Total (A) (1)		18	1650333	0	0	1650333	30.26	1650333	0	30.26	0	0	0	0	1176033		
(2) Foreign																	
(a) Individuals/(Non-Resident Individuals)/Foreign Individuals)		0	0	0	0	0	0	0	0	0	0	0	0	0	0		
(b) Government		0	0	0	0	0	0	0	0	0	0	0	0	0	0		
(c) Institutions		0	0	0	0	0	0	0	0	0	0	0	0	0	0		
(d) Foreign Portfolio Investor		0	0	0	0	0	0	0	0	0	0	0	0	0	0		
(e) Any Other - Body Corporates		0	0	0	0	0	0	0	0	0	0	0	0	0	0		
Sub-Total (A) (2)		0	0	0	0	0	0	0	0	0	0	0	0	0	0		
Total Shareholding of Promoter & Promoter Group (A)=(A1)+(A2)		18	1650333	0	0	1650333	30.26	1650333	0	30.26	0	0	0	0	1176033		



CATVISION LIMITED As on 30/06/2016


Table - III Statement showing shareholding pattern of the Public Shareholder

Category and name of the shareholders (I)	PAN (II)	No. of Shareholders (III)	No. of fully paid up equity shares held (IV)	No. of Partly paid up equity shares held (V)	No. of Shares underlying Depository Receipts (VI)	Total nos. shares held (VII)=(IV)+(V)+(VI)	Shareholding % calculated as per SCRR, 1957 as a % of (A+B+C2) (VIII)	No. of Voting Rights		No. of Shares Underlying Outstanding convertible securities (including warrants) (X)	Total Shareholding as a % assuming full conversion of convertible securities (as a percentage of diluted share capital)	Number of Locked in Shares (XII)		Number of Equity shares held in dematerialised form (XIV)			
								Class X	Class Y			Total	No. (a)		As a % of total shares held (b)	No. (a)	As a % of total shares held (b)
(1) Institutions																	
(a) Mutual Funds		4	15800	0	0	15800	0.29	0	0	0	0.29	0	0	200			
(b) Venture Capital Funds		0	0	0	0	0	0	0	0	0	0	0	0	0			
(c) Alternate Investment Funds		0	0	0	0	0	0	0	0	0	0	0	0	0			
(d) Foreign Venture Capital Investors		0	0	0	0	0	0	0	0	0	0	0	0	0			
(e) Foreign Portfolio Investors		0	0	0	0	0	0	0	0	0	0	0	0	0			
(f) Financial Institutions/Banks		1	1100	0	0	1100	0.02	0	0	0	0.02	0	0	0			
(g) Insurance Companies		0	0	0	0	0	0	0	0	0	0	0	0	0			
(h) Provident Funds/Pension Funds		0	0	0	0	0	0	0	0	0	0	0	0	0			
(i) Any other		0	0	0	0	0	0	0	0	0	0	0	0	0			
Foreign Financial Institutions		0	0	0	0	0	0	0	0	0	0	0	0	0			
Sub-Total (B)(1)		5	16900	0	0	16900	0.31	0	0	0	0.31	0	0	200			
Central Government/State Government(s)/President of India		0	0	0	0	0	0	0	0	0	0	0	0	0			
Sub-Total (B)(2)		0	0	0	0	0	0	0	0	0	0	0	0	0			
(3) Non-Institutions		0	0	0	0	0	0	0	0	0	0	0	0	0			
(a) Individuals		2498	1142488	0	0	1142488	20.95	1142488	0	1142488	20.95	0	0	899917			
i. Individual shareholders holding nominal share capital up to Rs. 2 lakhs.		12	788940	0	0	788940	14.47	788940	0	788940	14.47	0	0	788940			
ii. Individual shareholders holding nominal share capital in excess of Rs. 2 lakhs.		0	0	0	0	0	0	0	0	0	0	0	0	0			
(b) Employee Trusts		0	0	0	0	0	0	0	0	0	0	0	0	0			
(c) Overseas Depositories (holding DRs) (Balancing Figures)		2	0	0	0	0	0	0	0	0	0	0	0	0			
(d) Any other		0	0	0	0	0	0	0	0	0	0	0	0	0			
(e) Body Corporates		54	861241	0	0	861241	15.79	861241	0	861241	15.79	0	0	842341			
(f) Clearing Members		9	30142	0	0	30142	0.55	30142	0	30142	0.55	0	0	30142			
(g) Non Residents		155	463556	0	0	463556	8.5	463556	0	463556	8.5	0	0	35656			
(h) Trusts		1	500000	0	0	500000	9.17	500000	0	500000	9.17	0	0	0			
(i) Foreign Company		2739	3766367	0	0	3766367	69.43	3766367	0	3766367	69.43	0	0	2596996			
Sub-Total (B)(3)		2744	3803267	0	0	3803267	69.74	3803267	0	3803267	69.74	0	0	2597196			
Total Public Shareholding (B)=(B)(1)+(B)(2)+(B)(3)																	




Table - IV Statement showing shareholding pattern of the Non- Promoter - Non Public Shareholder

Category and name of the shareholders (I)	PAN (II)	No. of Shareholders (III)	No. of fully paid up equity shares held (iv)	No. of Partly paid up equity shares held (v)	No. of Shares underlying Depository Receipts (vi)	Total nos. shares held (VII)=(I)+(V)+(VI)	Shareholding % calculated as per SCRR, 1957 As a % of (A+B+C2) (VIII)	Number of Voting Rights held in each class of securities (X)			No. of Shares Underlying Outstanding convertible securities (including warrants) (X)	Shareholding as a % assuming full conversion of convertible securities (as a percentage of diluted share capital)	Number of Locked in Shares (XII)	Number of Shares pledged or otherwise encumbered (XIII)	As a % of total shares held (b)	Number of Equity shares held in dematerialised form (XIV)
								No. of Voting Rights		Total as a % of (A+B+C)						
								Class X	Class Y							
(1) Custodian/DR holder																
(a) Name of Dr Holder (if available)		0	0	0	0	0										
(i)		0	0	0	0	0										
(ii)		0	0	0	0	0										
(2) Employee Benefit Trust (under SEBI (share based Employee Benefit) Regulations, 2014)																
Total Non- Promoter- Non Public Shareholding		0	0	0	0	0										
C= c(1)+c(2)		0	0	0	0	0										



Annexure to Table - II Statement showing Shareholding pattern of the Promoter & Promoter Group

Sno	Category and name of the shareholders (i)	PAM (ii)	No. of Shareholders (iii)	No. of fully paid up equity shares held (iv)	No. of Partly paid up equity shares held (v)	No. of Shares underlying Depository Receipts (vi)	Total nos. shares held (vii)=(iv)+(v)+(vi)	Shareholding as % of total shares (calculate as per SCRR,1957)(viii) As a % of Class X	Number of Voting Rights held in each class of securities (ix)			Total Shareholding as a % assuming full conversion of convertible securities (as a percentage of diluted share capital)	No. of Shares Underlying Outstanding convertible securities (including warrants) (x)	As a % of total shares held (xi)	Number of Shares pledged or otherwise encumbered (xii)	As a % of total shares held (xiii)	Number of Equity shares held in dematerialised form (xiv)
									No. of Voting Rights								
									Class X	Class Y	Total						
A	(i) ANY OTHER - GROUP COMPANIES																
1	SAFETAG INTERNATIONAL INDIA PVT LTD	AAAC36667G		145200	0	0	145200	2.65	145200	0	0	0	0	0	0	0	0
2	TOTAL TELEMEDIA PRIVATE LIMITED (ii) INDIVIDUALS/HINDU UNDIVIDED FAMILY	AAACC0321A		115949	0	0	115949	2.13	115949	0	0	0	0	0	0	0	82949
3	BYED ATHAR ABBAS	AAKPA4330A		655685	0	0	655685	11.66	655685	0	0	0	0	0	0	0	0
4	SUDHIR DAMODARAN	AAKPA4330A		617975	0	0	617975	11.33	617975	0	0	0	0	0	0	0	655685
5	JAMSHED ABBAS	AAKPA4330A		42780	0	0	42780	0.78	42780	0	0	0	0	0	0	0	391715
6	HUSAIN ZAIDI	AAKPA4330A		38088	0	0	38088	0.7	38088	0	0	0	0	0	0	0	42780
7	IM DAMODARAN	AAKPA4330A		15000	0	0	15000	0.28	15000	0	0	0	0	0	0	0	32488
8	CHERYL DAMODARAN	AAKPA4330A		15000	0	0	15000	0.28	15000	0	0	0	0	0	0	0	15000
9	VJAY MANHEHWARI	AAKPA4330A		8650	0	0	8650	0.16	8650	0	0	0	0	0	0	0	0
10	CHELAPPA A	AAKPA4330A		7206	0	0	7206	0.13	7206	0	0	0	0	0	0	0	0
11	HINA ABBAS	AAKPA4330A		3000	0	0	3000	0.05	3000	0	0	0	0	0	0	0	706
12	ATAM THANGAMMAL	AAKPA4330A		1950	0	0	1950	0.04	1950	0	0	0	0	0	0	0	3000
13	ATAM PARIKASH KHURANA	AAKPA4330A		1700	0	0	1700	0.03	1700	0	0	0	0	0	0	0	50
14	BAJEEV HERAMATH	AAKPA4330A		1600	0	0	1600	0.03	1600	0	0	0	0	0	0	0	1700
15	ANITA KHARE	AAKPA4330A		400	0	0	400	0.01	400	0	0	0	0	0	0	0	0
16	SUDHIR KAURIA	AAKPA4330A		50	0	0	50	0	50	0	0	0	0	0	0	0	0



Annexure to Table - II Statement showing the holding pattern of the Public Shareholder holding more than 1% of total number of shares

S No.	Category and name of the shareholders (I)	PAN (II)	No of Shareholders (III)	No of fully paid up equity shares held (iv)	No of fully paid up equity shares held (v)	No of Shares underlying Depository Receipts (vi)	Total nos. shares held (VII) = (IV)+(V)+(VI)	Shareholding as % of total no. of shares (calculated as per SCRR, 1957) (VIII) As a % of (A+B+C2)	Number of Voting Rights held in each class of securities (IX)			Total Shareholding as a % assuming full conversion of convertible securities (as a percentage of diluted share capital)	Number of Locked in Shares (XII)		Number of Shares pledged or otherwise encumbered (XIII)	Number of Equity shares held in dematerialized form (XIV)	
									Class X	Class Y	Total		No. (I)	As a % of total shares held (II)			
B	(A) (II) INDIVIDUAL SHAREHOLDERS HOLDING NOMINAL SHARE CAPITAL IN EXCESS OF RS. 2 LAKHS.																
1	1. SUDHAKAR	APYKTD93L		263412	0	0	263412	4.83	0	0	0	0	0	0	0	0	263412
2	2. SHREYAS KUMAR LOHIA	AKCPK247L		90000	0	0	90000	1.65	0	0	0	0	0	0	0	0	90000
3	3. CHITRA KUMAR	AKBPS429L		84542	0	0	84542	1.55	0	0	0	0	0	0	0	0	84542
4	4. SATISH KUMAR	AKUPM100L		59147	0	0	59147	1.08	0	0	0	0	0	0	0	0	59147
B	1. VIZAGE COMMERCE PRIVATE LIMITED	AAJGCE669		396737	0	0	396737	7.27	0	0	0	0	0	0	0	0	396737
2	2. SFS FINVEST PVT. LTD.	AAJGCE669		216971	0	0	216971	3.96	0	0	0	0	0	0	0	0	216971
3	3. CAMEL FOODS PVT. LTD.	AAJGCE669		86994	0	0	86994	1.58	0	0	0	0	0	0	0	0	86994
B	1. NON RESIDENTS			300000	0	0	300000	5.5	0	0	0	0	0	0	0	0	300000
B	1. MARIA VELIANOVSKA FOREIGN COMPANY			500000	0	0	500000	9.17	0	0	0	0	0	0	0	0	500000
B	1. GLOBAL IMPEX LTD.			500000	0	0	500000	9.17	0	0	0	0	0	0	0	0	500000

